


parking MAP

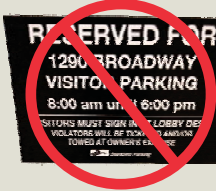
DRCOG Board work session parking map

steps


- 1 Enter the 1255 Lincoln garage from Broadway just south of 13th (located right next to DRCOG on Broadway). The nearby map and photo show where you enter the garage.
- 2 Pull up to the ticket machine and push the button (highlighted in blue) to get a ticket (the date and time will be stamped on it). After you pull the ticket, the gate will go up. You can leave this ticket in your car.
- 3 Park in spaces that say "Reserved 1290 Broadway" and **NOT** in "Reserved for 1290 Broadway Visitor Parking."



Correct



Incorrect
- 4 You will receive a validation coupon at the Board work session from DRCOG staff, which you need to use when exiting the garage.
- 5 When leaving the garage, insert the ticket you received when you entered the garage into the pay station.
- 6 You will then get a message stating the cost of parking.
- 7 Then insert the validation coupon you received at the Board work session - the gate will go up and you can exit the garage onto Broadway.


- 8 There is a call box mounted on the pay station machine if you experience a problem.

