

To: Chair and Members of the Board of Directors

From: Douglas W. Rex, Executive Director
303 480-6701 or drex@drcog.org

Meeting Date	Agenda Category	Agenda Item #
December 20, 2017	Action	9

SUBJECT

DRCOG's transportation planning process allows for Board-approved amendments to the current Transportation Improvement Program (TIP), taking place on an as-needed basis. Typically, these amendments involve the addition or deletion of projects, or adjustments to existing projects and do not impact funding for other projects in the TIP.

PROPOSED ACTION/RECOMMENDATIONS

DRCOG staff recommends approval of the proposed amendments because they comply with the current Board-adopted [TIP Amendment Procedures](#).

ACTION BY OTHERS

[November 27, 2017](#) – TAC recommended approval.

[December 19, 2017](#) – RTC will act on a recommendation.

SUMMARY

The TIP projects to be amended are shown below and listed in Attachment 1. The proposed policy amendments to the [2018-2021 Transportation Improvement Program](#) have been found to conform with the State Implementation Plan for Air Quality.

- **2007-055** **FasTracks North Metro: DUS to Eastlake/124th Ave**
Add funding
- **2007-078** **Region 1 Bridge On-System Pool**
Add funding
- **2007-096** **Region 1 Surface Treatment Pool**
Add funding and pool projects
- **2016-003** **Central 70**
Add funding and separate out TIFIA award

PREVIOUS DISCUSSIONS/ACTIONS

N/A

PROPOSED MOTION

Move to approve the attached amendments to the *2018-2021 Transportation Improvement Program* (TIP).

ATTACHMENTS

1. Proposed TIP amendments
2. Draft resolution

ADDITIONAL INFORMATION

If you need additional information Douglas W. Rex, Executive Director, at 303 480-6701 or drex@drcog.org; or Todd Cottrell, Senior Transportation Planner, Transportation Planning and Operations at 303-480-6737 or tcottrell@drcog.org.

2007-055: Add funding and adjust opening date to reflect revised schedule

Existing

Title: **FasTracks North Metro: Denver Union Station to Eastlake / 124th Ave** Project Type: **Rapid Transit**

TIP-ID: **2007-055**

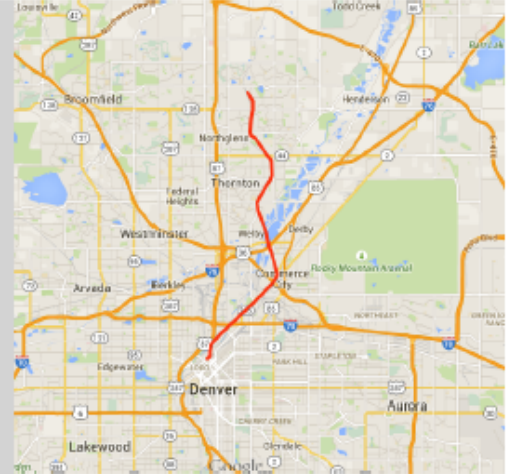
STIP-ID: **SST7015.008**

Open to Public: **2018**

Sponsor: **R T D**

Project Scope

Commuter rail corridor from Denver Union Station to the Eastlake / 124th Ave Station in Thornton and generally follows the UP Boulder Branch right-of-way.



Affected Municipality(ies)	Affected County(ies)
Commerce City	Adams
Denver	Denver
Northglenn	
Thornton	
Unincorporated	

Amounts in \$1,000s	Prior Funding	FY18	FY19	FY20	FY21	Future Funding	Total Funding
Federal		\$0	\$0	\$0	\$0		
State		\$0	\$0	\$0	\$0		
Local (RTD)		\$27,115	\$0	\$0	\$0		
Total	\$683,982	\$27,115	\$0	\$0	\$0	\$0	\$711,097

Revised

Title: **FasTracks North Metro: Denver Union Station to Eastlake / 124th Ave** Project Type: **Rapid Transit**

TIP-ID: **2007-055**

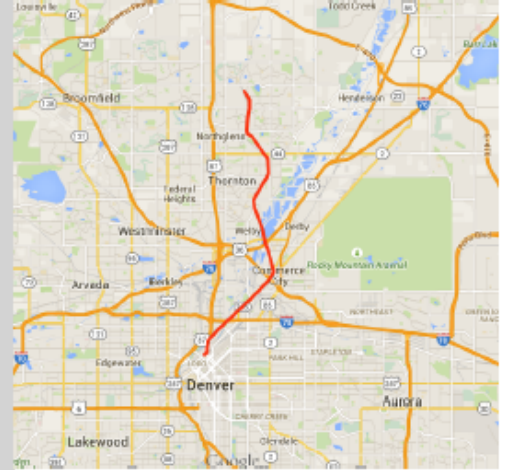
STIP-ID: **SST7015.008**

Open to Public: **2019**

Sponsor: **R T D**

Project Scope

Commuter rail corridor from Denver Union Station to the Eastlake / 124th Ave Station in Thornton and generally follows the UP Boulder Branch right-of-way.



Affected Municipality(ies)	Affected County(ies)
Commerce City	Adams
Denver	Denver
Northglenn	
Thornton	
Unincorporated	

Amounts in \$1,000s	Prior Funding	FY18	FY19	FY20	FY21	Future Funding	Total Funding
Federal		\$0	\$0	\$0	\$0		
State		\$0	\$0	\$0	\$0		
Local (RTD)		\$79,078	\$20,982	\$0	\$0		
Total	\$736,816	\$79,078	\$20,982	\$0	\$0	\$0	\$836,876

2007-078: Add funding and provide the latest funding estimates for existing pool projects

Existing

Title: **Region 1 Bridge On-System Pool**

Project Type: **Bridge**

TIP-ID: **2007-078**

STIP-ID: **SR16712**

Open to Public:

Sponsor: **CDOT Region 1**

Project Scope

The Bridge On-System Pool funds various bridge, culvert and wall projects throughout CDOT Region 1.



Affected County(ies)

- Adams
- Arapahoe
- Broomfield
- Denver
- Douglas
- Jefferson

All pool project funding depicts federal and/or state funding only.

Facility Name	Start-At and End-At	Cost (1,000s)	Facility Name (Cont)	Start-At and End-At	Cost (1,000s)	Facility Name (Cont)	Start-At and End-At	Cost (1,000s)
Essential Culvert Repairs		\$4,800	Preventative Bridge Maintenance	Proactive work, including scour work, fiber wrap	\$3,200	Bridge Essential Repairs	Generally reactive; girder cleanouts	\$5,400
Essential Wall Repairs		\$3,000	Joint Treatments		\$4,300			
Structure Replacement		\$2,200	Deck Treatments	Resurfacing/overlays	\$6,480			
Amounts in \$1,000s	Prior Funding	FY18	FY19	FY20	FY21	Future Funding	Total Funding	
Federal (BR)		\$11,092	\$6,838	\$11,461	\$0			
State		\$0	\$0	\$0	\$0			
Local		\$0	\$0	\$0	\$0			
Total	\$0	\$11,092	\$6,838	\$11,461	\$0	\$0	\$29,391	

Revised

Facility Name	Start-At and End-At	Cost (1,000s)	Facility Name (Cont)	Start-At and End-At	Cost (1,000s)	Facility Name (Cont)	Start-At and End-At	Cost (1,000s)
Essential Culvert Repairs		\$8,054	Preventative Bridge Maintenance	Proactive work, including scour work, fiber wrap	\$4,280	Bridge Essential Repairs	Generally reactive; girder cleanouts	\$7,131
Essential Wall Repairs		\$5,738	Joint Treatments		\$5,705			
Structure Replacement		\$2,853	Deck Treatments	Resurfacing/overlays	\$8,558			
Amounts in \$1,000s	Prior Funding	FY18	FY19	FY20	FY21	Future Funding	Total Funding	
Federal (BR)		\$13,829	\$7,552	\$11,461	\$7,475			
State		\$0	\$0	\$0	\$0			
Local		\$0	\$0	\$0	\$0			
Total	\$0	\$13,829	\$7,552	\$11,461	\$7,475	\$0	\$40,317	

2007-096: Add funding to FY 2021 and associated funding for eight new pool projects

Existing

Title: **Region 1 Surface Treatment Pool**

Project Type: **Roadway Reconstruction**

TIP-ID: **2007-096**

STIP-ID: **SR15215**

Open to Public:

Sponsor: **CDOT Region 1**

Project Scope

Projects in CDOT Region 1 to be approved for Pool Funding by Region 1 Director.

Affected County(ies)

- Adams
- Arapahoe
- Broomfield
- Denver
- Douglas
- Jefferson



All pool project funding depicts federal and/or state funding only.

Facility Name	Start-At and End-At	Cost (1,000s)	Facility Name (Cont)	Start-At and End-At	Cost (1,000s)	Facility Name (Cont)	Start-At and End-At	Cost (1,000s)
University	Arapahoe to Hampden	\$5,000	Hampden	Dahlia to Yosemite	\$4,000	US-85	H. Ranch Pkwy to C-470	\$3,000
Colfax	Galapago to Colorado	\$8,500	US-6	Frei Pit, east of I-70	\$3,000	SH-88	University to I-25	\$4,000
US-85	Hampden to Florida	\$2,500	SH-88 (Federal Blvd)	Alameda Ave to Hampden Ave	\$4,000	US-287	Colfax to I-70	\$4,000
Santa Fe	Florida to I-25	\$3,500	I-70	32nd Ave to 44th Ave	\$2,500	US-6	SH-119 to SH-58/SH-93	\$5,000
US-85	124th to 168th	\$8,000	SH-83 (Leetsdale Dr)	Mississippi Ave to Colorado Blvd	\$3,000	I-25	SH-86 to Castle Pines Pkwy	\$2,500
Wadsworth	Bear Creek to 4th	\$5,500	Preventative Maintenance	Various Locations (\$2M/yr)	\$8,000	I-70 EB	Georgetown to Empire Junction	\$3,000
I-25	County Line Rd to Belleview	\$12,000	I-70	EJMT Tunnel Paving	\$3,000	US-6	Loveland Pass to I-70	\$5,000
I-225	I-25 to Parker Rd	\$7,500	SH-74	I-70 to CR-65	\$2,500	SH-67	MP 125.6 to SH-105	\$750
Colfax	Peoria to Sable	\$2,500	SH-121	35th to I-70	\$3,000	I-25	Greenland to Larkspur	\$5,000

Amounts in \$1,000s	Prior Funding	FY18	FY19	FY20	FY21	Future Funding	Total Funding
Federal		\$0	\$0	\$0	\$0		
State (Surface)		\$39,600	\$43,400	\$32,000	\$40,000		
Local		\$0	\$0	\$0	\$0		
Total	\$19,000	\$39,600	\$43,400	\$32,000	\$40,000	\$0	\$174,000

ATTACHMENT 1

Revised

Facility Name	Start-At and End-At	Cost (1,000s)	Facility Name (Cont)	Start-At and End-At	Cost (1,000s)	Facility Name (Cont)	Start-At and End-At	Cost (1,000s)
University	Arapahoe to Hampden	\$5,000	I-70	32nd Ave to 44th Ave	\$2,500	US-6	Loveland Pass to I-70	\$5,000
Colfax	Galapago to Colorado	\$8,500	SH-83 (Leetsdale Dr)	Mississippi Ave to Colorado Blvd	\$3,000	SH-67	MP 125.6 to SH-105	\$750
US-85	Hampden to Florida	\$2,500	Preventative Maintenance	Various Locations (\$2M/yr)	\$8,000	I-25	Greenland to Larkspur	\$5,000
Santa Fe	Florida to I-25	\$3,500	I-70	EJMT Tunnel Paving	\$3,000	I-70	Floyd Hill to Chief Hosa	\$11,000
US-85	124th to 168th	\$8,000	SH-74	I-70 to CR-65	\$2,500	SH-86	Woodlands Blvd to IREA Access	\$8,000
Wadsworth	Bear Creek to 4th	\$5,500	SH-121	35th to I-70	\$3,000	US-85	MP 191.75 to Louviers	\$4,000
I-25	County Line Rd to Belleview	\$12,000	US-85	H. Ranch Pkwy to C-470	\$3,000	US-36	28th St to Table Mesa Dr	\$4,000
I-225	I-25 to Parker Rd	\$7,500	SH-88	University to I-25	\$4,000	US-85 NB	County Line Dr to Aspen Grove	\$2,000
Colfax	Peoria to Sable	\$2,500	US-287	Colfax to I-70	\$4,000	SH-7	I-25 to US-85	\$8,000
Hampden	Dahlia to Yosemite	\$4,000	US-6	SH-119 to SH-58/SH-93	\$5,000	SH-121	I-70 to 65th Ave	\$4,000
US-6	Frei Pit, east of I-70	\$3,000	I-25	SH-86 to Castle Pines Pkwy	\$2,500	US-40	Genesee to CR-93	\$5,000
SH-88 (Federal Blvd)	Alameda Ave to Hampden Ave	\$4,000	I-70 EB	Georgetown to Empire Junction	\$3,000			

Amounts in \$1,000s	Prior Funding	FY18	FY19	FY20	FY21	Future Funding	Total Funding
Federal		\$0	\$0	\$0	\$0		
State (Surface)		\$39,600	\$43,400	\$32,000	\$46,000		
Local		\$0	\$0	\$0	\$0		
Total	\$19,000	\$39,600	\$43,400	\$32,000	\$46,000	\$0	\$180,000

ATTACHMENT 1

Policy Amendments – December 2017

2018-2021 Transportation Improvement Program

2016-003: Increase funding due to pre-development costs and update Developer's financial proposal (separating out the TIFIA loan). The TIFIA loan and Private Activity Bonds are being secured by, and the responsibility of, the Developer.

Existing

Title: **Central 70**

Project Type: **Roadway Reconstruction**

TIP-ID: **2016-003**

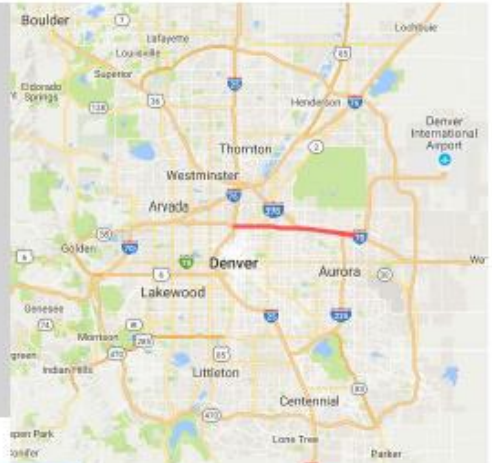
STIP-ID:

Open to Public:

Sponsor: **CDOT Region 1**

Project Scope

Replace the I-70 Viaduct, including the addition of one managed lane in each direction from I-25 to Chambers Rd.



Affected Municipality(ies)	Affected County(ies)
Denver	Denver

Amounts in \$1,000s	Prior Funding	FY18	FY19	FY20	FY21	Future Funding	Total Funding
Federal		\$0	\$0	\$0	\$0		
Federal (CMAQ)		\$3,000	\$16,000	\$12,500	\$12,500		
State		\$0	\$0	\$0	\$0		
State (Bond/Loans)		\$539,645	\$0	\$0	\$0		
State (FASTER-B)		\$0	\$95,000	\$52,000	\$113,845		
State (SB 228)		\$35,466	\$58,155	\$0	\$0		
Local		\$0	\$0	\$0	\$0		
Total	\$233,889	\$578,111	\$169,155	\$64,500	\$126,345	\$0	\$1,172,000

Revised

Amounts in \$1,000s	Prior Funding	FY18	FY19	FY20	FY21	Future Funding	Total Funding
Federal		\$0	\$0	\$0	\$0		
Federal (CMAQ)		\$3,000	\$16,000	\$12,500	\$12,500		
Federal (TIFIA)		\$404,000	\$0	\$0	\$0		
State		\$0	\$0	\$0	\$0		
State (Bond/Loans)		\$141,000	\$0	\$0	\$0		
State (FASTER-B)		\$0	\$0	\$0	\$158,845		
State (SB 228)		\$51,338	\$7,000	\$35,283	\$0		
Local		\$0	\$0	\$0	\$0		
Total	\$233,889	\$599,338	\$23,000	\$47,783	\$171,345	\$132,000	\$1,207,355