

To: Chair and Members of the Board of Directors

From: Jennifer Schaufele, Executive Director
303 480-6701 or jschaufele@drcog.org

Meeting Date	Agenda Category	Agenda Item #
July 15, 2015	Action	

SUBJECT

DRCOG's transportation planning process allows for Board-approved amendments to the current Transportation Improvement Program (TIP), taking place on an as-needed basis. Typically, these amendments involve the deletion and addition of projects or adjustments to existing projects and do not impact funding for other projects in the TIP.

PROPOSED ACTION/RECOMMENDATIONS

DRCOG staff recommends approval of the proposed amendments because they comply with the Board adopted [TIP Preparation Policy](#).

ACTION BY OTHERS

[June 22, 2015](#) - TAC recommended approval.
July 14, 2015 – RTC will act on a recommendation.

SUMMARY

Projects to be amended are listed in the attachment. Highlighted items depict proposed changes. The proposed policy amendments to the [2016-2021 Transportation Improvement Program](#) have been found to conform with the State Implementation Plan for Air Quality.

PREVIOUS DISCUSSIONS/ACTIONS

N/A

PROPOSED MOTION

Move to recommend to the Board of Directors amendments to the *2016-2021 Transportation Improvement Program* (TIP).

ATTACHMENT

- Proposed TIP Amendments
- Resolution

ADDITIONAL INFORMATION

If you need additional information, please contact Jennifer Schaufele, Executive Director at 303 480-6701 or jschaufele@drcog.org; or Todd Cottrell, Senior Transportation Planner, Transportation Planning and Operations at (303) 480-6737 or tcottrell@drcog.org.

2007-055: Change project name, limits, scope and increase funds to accurately reflect project information

Existing

Title: **FasTracks North Metro: Denver Union Station to 72nd Ave**

Project Type: **Rapid Transit**

TIP-ID: **2007-055**

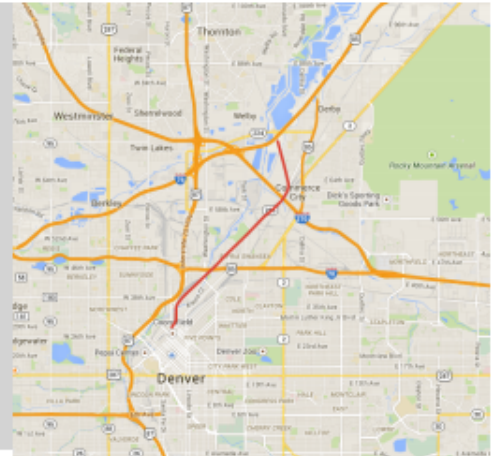
STIP-ID: **SST7015.008**

Open to Public: **2020**

Sponsor: **R T D**

Project Scope

Commuter rail corridor from Denver Union Station to 72nd Ave. Alignment generally follows the BNSF rail alignment to near 54th Ave, then further north it joins the UPRR Boulder Branch ROW. Future funds are anticipated expenditures from 2018-2035, and may not represent total build out costs.



Affected Municipality(ies)	Affected County(ies)
Commerce City	Adams
Denver	Denver

Amounts in \$1,000s	Prior Funding	FY16	FY17	FY18	FY19	FY20-21	Future Funding	Total Funding
Federal		\$0	\$0	\$0	\$0	\$0		
State		\$0	\$0	\$0	\$0	\$0		
Local (RTD)		\$172,484	\$84,690	\$4,740	\$0	\$0		
Total	\$157,680	\$172,484	\$84,690	\$4,740	\$0	\$0	\$0	\$419,594

Revised

Title: **FasTracks North Metro: Denver Union Station to Eastlake / 124th Ave**

Project Type: **Rapid Transit**

TIP-ID: **2007-055**

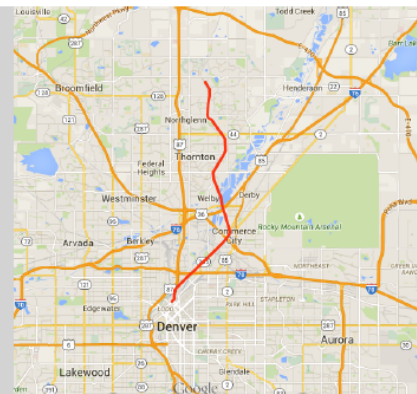
STIP-ID: **SST7015.008**

Open to Public: **2020**

Sponsor: **R T D**

Project Scope

Commuter rail corridor from Denver Union Station to the Eastlake / 124th Ave Station, Thornton, generally following the UP Boulder Branch right-of-way.



Affected Municipality(ies)	Affected County(ies)
Commerce City	Adams
Denver	Denver
Northglenn	
Thornton	
Unincorporated	

Amounts in \$1,000s	Prior Funding	FY16	FY17	FY18	FY19	FY20-21	Future Funding	Total Funding
Federal		\$0	\$0	\$0	\$0	\$0		
State		\$0	\$0	\$0	\$0	\$0		
Local (RTD)		\$252,627	\$147,367	\$14,248	\$0	\$0		
Total	\$283,988	\$252,627	\$147,367	\$14,248	\$0	\$0	\$0	\$698,230

2007-059: Revise funding table to accurately reflect committed funds

Existing

Title: **FasTracks Southeast Corridor Extension: Lincoln Ave to RidgeGate Pkwy** Project Type: **Rapid Transit**

TIP-ID: **2007-059**

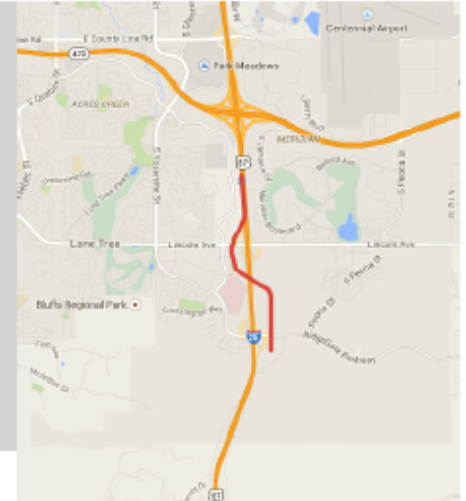
STIP-ID: **SST7015**

Open to Public: **2019**

Sponsor: **R T D**

Project Scope

Extend Southeast Corridor LRT from Lincoln Ave to RidgeGate Pkwy Station in the City of Lone Tree.



Affected Municipality(ies)	Affected County(ies)
Lone Tree	Douglas

Amounts in \$1,000s	Prior Funding	FY16	FY17	FY18	FY19	FY20-21	Future Funding	Total Funding
Federal		\$0	\$0	\$0	\$0	\$0		
Federal (5309S)		\$92,000	\$42,706	\$25,942	\$1,141	\$0		
State		\$0	\$0	\$0	\$0	\$0		
Local		\$0	\$0	\$0	\$0	\$0		
Local (RTD)		\$43,190	\$58,614	\$29,872	\$1,315	\$0		
Total	\$39,379	\$135,190	\$101,320	\$55,814	\$2,456	\$0	\$0	\$334,159

Revised

Amounts in \$1,000s	Prior Funding	FY16	FY17	FY18	FY19	FY20-21	Future Funding	Total Funding
Federal		\$0	\$0	\$0	\$0	\$0		
Federal (5309S)		\$92,000	\$0	\$0	\$0	\$0		
State		\$0	\$0	\$0	\$0	\$0		
Local		\$0	\$0	\$0	\$0	\$0		
Local (RTD)		\$0	\$45,010	\$55,814	\$2,456	\$0		
Total	\$36,182	\$92,000	\$45,010	\$55,814	\$2,456	\$0	\$0	\$231,462

2016-003: Update project scope and increase project funds to be consistent with the STIP. The Bridge Enterprise (BE) funds represent funds included in the prior FY 12-17 STIP as well as the estimated construction expenditures associated with a long-term payment stream of BE revenues. Additional funding will be added to the TIP once funding sources have been secured.

Existing

Title: **I-70 East Reconstruction**

Project Type: **Roadway Reconstruction**

TIP-ID: **2016-003**

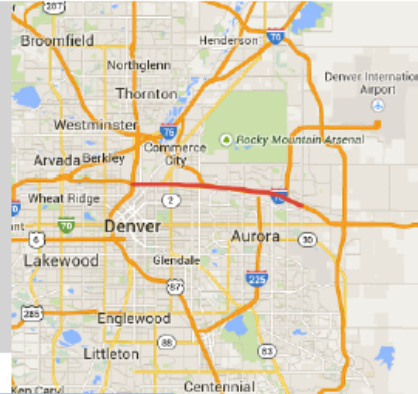
STIP-ID:

Open to Public:

Sponsor: **CDOT Region 1**

Project Scope

Project reconstructs portions of I-70 East in Denver.



Affected Municipality(ies)	Affected County(ies)
Denver	Denver

Amounts in \$1,000s	Prior Funding	FY16	FY17	FY18	FY19	FY20-21	Future Funding	Total Funding
Federal		\$0	\$0	\$0	\$0	\$0		
Federal (CMAQ)		\$0	\$6,000	\$3,000	\$16,000	\$0		
State		\$0	\$0	\$0	\$0	\$0		
State (FASTER-B)		\$8,080	\$752,170	\$0	\$0	\$0		
Local		\$0	\$1,500	\$750	\$4,000	\$0		
Total	\$0	\$8,080	\$759,670	\$3,750	\$20,000	\$0	\$0	\$791,500

Revised

Title: **I-70 East Reconstruction**

Project Type: **Roadway Reconstruction**

TIP-ID: **2016-003**

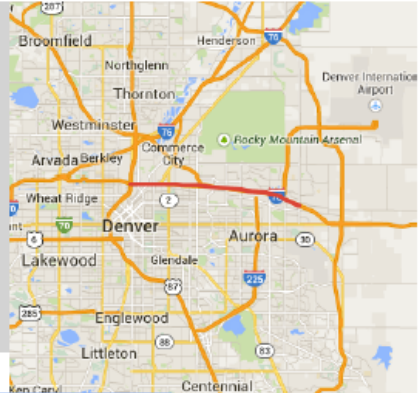
STIP-ID:

Open to Public:

Sponsor: **CDOT Region 1**

Project Scope

CDOT plans to replace the I-70 Viaduct including the addition of one managed lane in each direction.



Affected Municipality(ies)	Affected County(ies)
Denver	Denver

Amounts in \$1,000s	Prior Funding	FY16	FY17	FY18	FY19	FY20-21	Future Funding	Total Funding
Federal		\$0	\$0	\$0	\$0	\$0		
Federal (CMAQ)		\$0	\$6,000	\$3,000	\$16,000	\$25,000		
State		\$0	\$0	\$0	\$0	\$0		
State (FASTER-B)		\$175,000	\$200,000	\$200,000	\$200,000	\$0		
Local		\$0	\$0	\$0	\$0	\$0		
Total	\$75,000	\$175,000	\$206,000	\$203,000	\$216,000	\$25,000	\$272,000	\$1,172,000