

# ATTACHMENT 1

Policy Amendments – September 2023

FY 2024-2027 Transportation Improvement Program

**2007-096:** Remove two pool projects, add four pool projects and transfer \$9,500,000 in state Surface Treatment funds to I70: Chief Hosa to W Colfax

## Existing Project

Title: **Region 1 Surface Treatment Pool**

Project Type: **Roadway Reconstruction**

TIP-ID: **2007-096**

STIP-ID: **SR15215**

Open to Public:

Sponsor: **CDOT Region 1**

### Project Scope

Projects in CDOT Region 1 to be approved for Pool Funding by Region 1 Director.



Affected County(ies)
Adams
Arapahoe
Broomfield
Denver
Douglas
Jefferson

Performance Measures
<input type="checkbox"/> Bridge Condition
<input type="checkbox"/> Congestion
<input type="checkbox"/> Freight Reliability
<input checked="" type="checkbox"/> Pavement Condition
<input type="checkbox"/> Safety
<input type="checkbox"/> Transit Assets
<input type="checkbox"/> Transit Safety
<input type="checkbox"/> Travel Time Reliability

All pool project funding depicts federal and/or state funding only.

Agency/Project Name	Notes	Cost (1,000s)	Agency/Project Name (Cont)	Notes	Cost (1,000s)	Agency/Project Name (Cont)	Notes	Cost (1,000s)
SH-88 (Federal Blvd)	Alameda Ave to Louisiana Ave	\$3,000	SH-93	US-6/SH-58 to 58th Ave	\$4,000	I76	Emergency Repair	\$782
US-85	H. Ranch Pkwy to C-470	\$3,000	SH-72	I-70 to Indiana St	\$4,000	I70	MP 215.7 to MP 221	\$9,200
<b>I-25</b>	<b>SH-86 to Castle Pines Pkwy</b>	<b>\$2,500</b>	US-40	MP 262 to I-70	\$7,000	US85	Florida to I25	\$3,000
I-70	Floyd Hill to Chief Hosa	\$18,000	<b>I-70</b>	<b>Chief Hosa to Colfax Ave.</b>	<b>\$9,500</b>	US287	Evergreen DT to Cold Springs Gulch	\$7,200
SH-86	Woodlands Blvd to IREA Access	\$8,000	SH-391	Hampden Ave to Jewell Ave	\$4,000	US285	Federal to Dahlia	\$10,800
SH-7	I-25 to US-85	\$8,000	US-287	I-70 to 92nd Ave	\$6,600	I25	CO83 to Mississippi	\$6,300
I-76	York St to Dahlia St	\$21,000	SH-265	I-70 to US-6	\$4,600	US6	19th to Colfax	\$6,500
US-85	I-76 to 124th Ave	\$4,000	SH-8	Soda Lakes Rd to Bear Creek Blvd	\$1,000	I25	23rd to 44th	\$12,300
SH-224	I-25 to US-6	\$5,000	SH-83	Stroh Rd to Hilltop Rd	\$6,300			
SH-2	MLK Blvd to US-6	\$3,000	Design	Various Locations	\$2,000			

Amounts in \$1,000s	Prior Funding	FY24	FY25	FY26	FY27	Future Funding	Total Funding
Federal		\$0	\$0	\$0	\$0		
State (Surface)		\$40,157	\$42,864	\$42,823	\$42,823		
Local		\$0	\$0	\$0	\$0		
<b>Total</b>	<b>\$16,782</b>	<b>\$40,157</b>	<b>\$42,864</b>	<b>\$42,823</b>	<b>\$42,823</b>	<b>\$0</b>	<b>\$185,449</b>

Highlighted projects to be removed.

**Revised Project Listing and Funding Table**

Agency/Project Name	Notes	Cost (1,000s)	Agency/Project Name (Cont)	Notes	Cost (1,000s)	Agency/Project Name (Cont)	Notes	Cost (1,000s)
SH-88 (Federal Blvd)	Alameda Ave to Louisiana Ave	\$3,000	SH-72	I-70 to Indiana St	\$4,000	US85	Florida to I25	\$3,000
US-85	H. Ranch Pkwy to C-470	\$3,000	US-40	MP 252 to I-70	\$7,000	US287	Evergreen DT to Cold Springs Gulch	\$7,200
I-70	Floyd Hill to Chief Hosa	\$18,000	SH-391	Hampden Ave to Jewell Ave	\$4,000	US285	Federal to Dahlia	\$10,800
SH-86	Woodlands Blvd to IREA Access	\$8,000	US-287	I-70 to 92nd Ave	\$6,600	I25	CO83 to Mississippi	\$6,300
SH-7	I-25 to US-85	\$8,000	SH-265	I-70 to US-6	\$4,600	US6	19th to Colfax	\$6,500
I-76	York St to Dahlia St	\$21,000	SH-8	Soda Lakes Rd to Bear Creek Blvd	\$1,000	I25	23rd to 44th	\$12,300
US-85	I-76 to 124th Ave	\$4,000	SH-83	Stroh Rd to Hilltop Rd	\$8,300	Alameda	Bryant to I25	\$3,500
SH-224	I-25 to US-6	\$5,000	Design	Various Locations	\$2,000	CO88	W Asbury to W Belleview	\$9,000
SH-2	MLK Blvd to US-6	\$3,000	I76	Emergency Repair	\$782	CO72	I70 to W 52nd	\$5,000
SH-93	US-6/SH-58 to 58th Ave	\$4,000	I70	MP 215.7 to MP 221	\$9,200	CO121	4th to 37th	\$5,100

Amounts in \$1,000s	Prior Funding	FY24	FY25	FY26	FY27	Future Funding	Total Funding
Federal		\$0	\$0	\$0	\$0		
State (Surface)		\$40,157	\$33,364	\$42,823	\$42,823		
Local		\$0	\$0	\$0	\$0		
<b>Total</b>	\$16,782	\$40,157	\$33,364	\$42,823	\$42,823	\$0	\$175,949

**2012-121:** Transfer \$7,300,000 in state RPP funds to CO119 Operational Improvements: Boulder to Longmont (TIP ID# 2020-081)

## Existing Project

Title: **Region 4 Non-Regionally Significant RPP Pool**

Project Type: **Roadway Operational Improvements**

TIP-ID: **2012-121**

STIP-ID:

Open to Public:

Sponsor: **CDOT Region 4**

### Project Scope

Pool contains projects selected under the Non-Regionally Significant Regional Priority Program in CDOT Region 4 (DRCOG-TIP area only).



Affected County(ies)
Boulder
Weld

Performance Measures	
<input checked="" type="checkbox"/>	Bridge Condition
<input checked="" type="checkbox"/>	Congestion
<input checked="" type="checkbox"/>	Freight Reliability
<input checked="" type="checkbox"/>	Pavement Condition
<input checked="" type="checkbox"/>	Safety
<input type="checkbox"/>	Transit Assets
<input type="checkbox"/>	Transit Safety
<input checked="" type="checkbox"/>	Travel Time Reliability

All pool project funding depicts federal and/or state funding only.

Agency/Project Name	Notes	Cost (1,000s)	Agency/Project Name (Cont)	Notes	Cost (1,000s)	Agency/Project Name (Cont)	Notes	Cost (1,000s)
SH-88: WCR 7 Intersection Imp		\$1,000	Coffman St. Busway	\$1,230 in RPP in TIP# 2020-083	\$0			
SH-119/SH-52 Transit Bypass Lanes	\$470 in RPP in TIP# 2020-084	\$0	SH-119/Hover Intersection		\$7,300			

Amounts in \$1,000s	Prior Funding	FY24	FY25	FY26	FY27	Future Funding	Total Funding
Federal		\$0	\$0	\$0	\$0		
State (R P P)		\$0	\$0	\$0	\$0		
Local		\$0	\$0	\$0	\$0		
<b>Total</b>	\$6,392	\$0	\$0	\$0	\$0	\$0	\$6,392

## Revised Project Listing

Agency/Project Name	Notes	Cost (1,000s)	Agency/Project Name (Cont)	Notes	Cost (1,000s)	Agency/Project Name (Cont)	Notes	Cost (1,000s)
SH-88: WCR 7 Intersection Imp		\$1,000	Coffman St. Busway	\$1,230 in RPP in TIP# 2020-083	\$0			
SH-119/SH-52 Transit Bypass Lanes	\$470 in RPP in TIP# 2020-081	\$0	SH-119/Hover Intersection	\$7,300 in RPP in TIP# 2020-081	\$0			

# ATTACHMENT 1

Policy Amendments – September 2023

FY 2024-2027 Transportation Improvement Program

**2016-057:** Transfer \$9,000,000 in state RPP funds to I70: Chief Hosa to W Colfax

## Existing Project

Title: **Region 1 RPP Pool**

Project Type: **Other**

TIP-ID: **2016-057**

STIP-ID:

Open to Public:

Sponsor: **CDOT Region 1**

### Project Scope

CDOT Region 1 RPP Pool. Funds projects with RPP funds.



Affected County(ies)
Adams
Arapahoe
Broomfield
Denver
Douglas
Jefferson

Performance Measures	
<input checked="" type="checkbox"/>	Bridge Condition
<input checked="" type="checkbox"/>	Congestion
<input checked="" type="checkbox"/>	Freight Reliability
<input checked="" type="checkbox"/>	Pavement Condition
<input checked="" type="checkbox"/>	Safety
<input type="checkbox"/>	Transit Assets
<input type="checkbox"/>	Transit Safety
<input checked="" type="checkbox"/>	Travel Time Reliability

All pool project funding depicts federal and/or state funding only.

Agency/Project Name	Notes	Cost (1,000s)	Agency/Project Name (Cont)	Notes	Cost (1,000s)	Agency/Project Name (Cont)	Notes	Cost (1,000s)
Small projects/consultants/clo seouts		\$8,000	Design		\$2,000	Maintenance Paving Support IDIQ	Regionwide	\$1,000
local agency contributions	Included in various TIP pages	\$5,000	Steel Bridge Girders Cleanout	Regionwide	\$1,000			

Amounts in \$1,000s	Prior Funding	FY24	FY25	FY26	FY27	Future Funding	Total Funding
Federal		\$0	\$0	\$0	\$0		
State (R P P)		\$17,750	\$17,085	\$15,050	\$18,170		
State (TCC)		\$0	\$0	\$0	\$0		
Local		\$0	\$0	\$0	\$0		
<b>Total</b>	\$0	\$17,750	\$17,085	\$15,050	\$18,170	\$0	\$68,055

**Revised Funding Table**

Amounts in \$1,000s	Prior Funding	FY24	FY25	FY26	FY27	Future Funding	Total Funding
Federal		\$0	\$0	\$0	\$0		
State (R P P)		\$17,750	\$8,085	\$15,050	\$18,170		
State (TCC)		\$0	\$0	\$0	\$0		
Local		\$0	\$0	\$0	\$0		
<b>Total</b>	\$0	\$17,750	\$8,085	\$15,050	\$18,170	\$0	\$59,055

# ATTACHMENT 1

Policy Amendments – September 2023

FY 2024-2027 Transportation Improvement Program

**2020-001:** Transfer funding (\$4,743,000 in federal CMAQ funds, \$8,924,000 in federal MMOF-ARPA funds, \$6,000,000 in federal STBG funds, \$2,400,000 in state Legislative funds, and \$15,000,000 in RTD funds) and scope from 2022-2027 TIP calls for projects to CO119 Operational Improvements: Boulder to Longmont (TIP ID# 2020-081)

## Existing Project

Title: **CO119 BRT Enhancements in Boulder and Longmont**

Project Type: **Transit Operational Improvements**

TIP-ID: **2020-001**

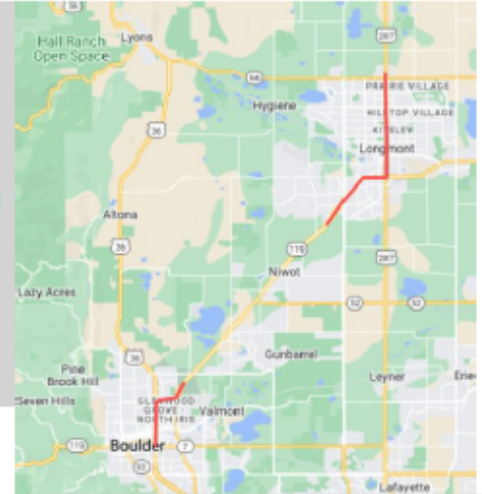
STIP-ID: **SDR5000**

Open to Public:

Sponsor: **RTD**

### Project Scope

The project will construct BRT elements and Park-n-Ride stations along the entire CO119 corridor. Specific improvements include intersection safety improvements; transit bypass lanes at Jay Rd; BRT station platforms, Park-n-Ride, and bikeway underpass at 63rd St; transit queue jump and commuter bikeway tie-in at Airport Rd; and transit queue jump, BRT station platforms, and intersection improvements at Niwot Rd.



Affected Municipality(ies)
Boulder
Longmont

Affected County(ies)
Boulder

Project Phases	
Year	Phase
2024	Initiate Construction
2025	Initiate Construction

Performance Measures	
<input type="checkbox"/>	Bridge Condition
<input checked="" type="checkbox"/>	Congestion
<input type="checkbox"/>	Freight Reliability
<input type="checkbox"/>	Pavement Condition
<input checked="" type="checkbox"/>	Safety
<input checked="" type="checkbox"/>	Transit Assets
<input checked="" type="checkbox"/>	Transit Safety
<input checked="" type="checkbox"/>	Travel Time Reliability

Amounts in \$1,000s	Prior Funding	FY24	FY25	FY26	FY27	Future Funding	Total Funding
Federal		\$0	\$0	\$0	\$0		
Federal (CMAQ)		\$4,743	\$0	\$0	\$0		
Federal (MMOF-ARPA)		\$8,924	\$0	\$0	\$0		
Federal (RTD)		\$0	\$0	\$0	\$0		
Federal (STBG)		\$0	\$6,000	\$0	\$0		
State		\$0	\$0	\$0	\$0		
State (Leg)		\$350	\$2,050	\$0	\$0		
Local		\$4,960	\$1,700	\$0	\$0		
<b>Total</b>	<b>\$25,000</b>	<b>\$18,977</b>	<b>\$9,750</b>	<b>\$0</b>	<b>\$0</b>	<b>\$0</b>	<b>\$53,727</b>

## Revised Project Scope and Funding Table

**Project Scope**

The project will construct BRT elements including bus stop improvements and Park-n-Ride stations in Boulder and Longmont.

Amounts in \$1,000s	Prior Funding	FY24	FY25	FY26	FY27	Future Funding	Total Funding
Federal (RTD)		\$0	\$0	\$0	\$0		
State		\$0	\$0	\$0	\$0		
Local		\$8,000	\$8,000	\$0	\$0		
Total	\$0	\$8,000	\$8,000	\$0	\$0	\$0	\$16,000

# ATTACHMENT 1

Policy Amendments – September 2023

FY 2024-2027 Transportation Improvement Program

**2020-013:** Transfer construction funding (\$3,175,000 in federal CMAQ funds, \$3,985,000 in federal MMOF-ARPA funds, \$3,036,000 in federal STBG funds, and \$1,107,000 in state Legislative funds) and scope from 2022-2027 TIP calls for projects to CO119 Operational Improvements: Boulder to Longmont (TIP ID# 2020-081)

## Existing Project

Title: **CO119 Bikeway: Boulder to Longmont - Precon**

Project Type: **Bicycle and Pedestrian Projects (New)**

TIP-ID: **2020-013**

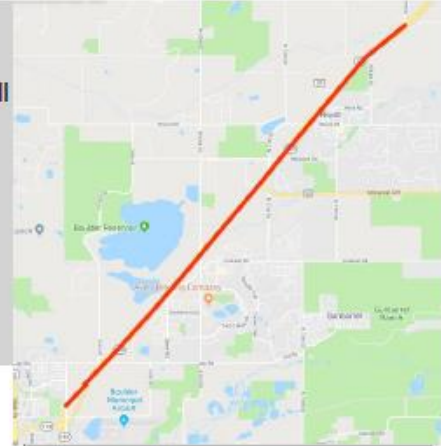
STIP-ID: **SDR5000**

Open to Public: **2025**

Sponsor: **Boulder County**

### Project Scope

Complete pre-construction and construction of a bikeway along CO119 from Boulder to Longmont. Funding includes Jay and 63rd (call 1), 63rd to CO52 (call 2), CO52 to Niwot (call 2), and Niwot to Airport (call 4).



Affected Municipality(ies)
Unincorporated

Affected County(ies)
Boulder

Project Phases	
Year	Phase
2024	Initiate Construction
2025	Initiate Construction

Performance Measures	
<input type="checkbox"/>	Bridge Condition
<input checked="" type="checkbox"/>	Congestion
<input type="checkbox"/>	Freight Reliability
<input type="checkbox"/>	Pavement Condition
<input checked="" type="checkbox"/>	Safety
<input type="checkbox"/>	Transit Assets
<input type="checkbox"/>	Transit Safety
<input type="checkbox"/>	Travel Time Reliability

Amounts in \$1,000s	Prior Funding	FY24	FY25	FY26	FY27	Future Funding	Total Funding
Federal		\$0	\$0	\$0	\$0		
Federal (CMAQ)		\$3,175	\$0	\$0	\$0		
Federal (MMOF-ARPA)		\$3,985	\$0	\$0	\$0		
Federal (STBG)		\$0	\$3,036	\$0	\$0		
State		\$0	\$0	\$0	\$0		
State (Leg)		\$575	\$532	\$0	\$0		
Local		\$240	\$232	\$0	\$0		
<b>Total</b>	<b>\$1,383</b>	<b>\$7,975</b>	<b>\$3,800</b>	<b>\$0</b>	<b>\$0</b>	<b>\$0</b>	<b>\$13,158</b>



## Revised Project Scope and Funding Table

**Project Scope**

Complete design and environmental clearances for a bikeway along CO119 from Boulder to Longmont.

Amounts in \$1,000s	Prior Funding	FY24	FY25	FY26	FY27	Future Funding	Total Funding
Federal (STBG)		\$0	\$0	\$0	\$0	\$0	
State		\$0	\$0	\$0	\$0	\$0	
Local		\$0	\$0	\$0	\$0	\$0	
Total	\$1,383	\$0	\$0	\$0	\$0	\$0	\$1,383

**2020-081:** Add scope and funding from TIP ID# 2020-001, 2020-013, 2020-084, 2022-022, as well as new RAISE and TAP awards and additional state Legislative funding. Note: FY20-23 is shown for ease of review and will be shown in the FY 2024-2027 TIP as prior funding

## Existing Project

Title: **CO119 Operational Improvements: Boulder to Longmont**

Project Type: **Roadway Operational Improvements**

TIP-ID: **2020-081**

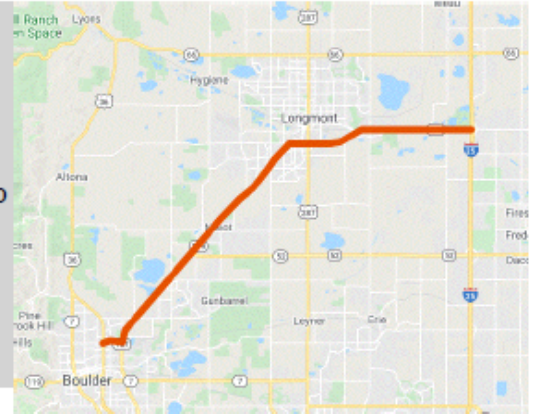
STIP-ID: **SDR5000**

Open to Public:

Sponsor: **CDOT Region 4**

### Project Scope

This project will improve safety and mobility on the SH-119 corridor from Boulder to Longmont. Project will design and construct capacity, transit, and pedestrian improvements at the intersection of SH-119/SH-52 with full reconstruction including queue jump lanes. Other sections under consideration are the intersections of SH-119/63rd St. and SH-119/Niwot Rd. with queue jump modifications.



#### Affected Municipality(ies)

Boulder  
Longmont  
Unincorporated

#### Affected County(ies)

Boulder

#### Performance Measures

- Bridge Condition
- Congestion
- Freight Reliability
- Pavement Condition
- Safety
- Transit Assets
- Transit Safety
- Travel Time Reliability

Amounts in \$1,000s	FY20	FY21	FY22	FY23	FY24	FY25	FY26	Total Funding
Federal (STBG-PAN)	\$0	\$0	\$3,200	\$0	\$0	\$0	\$0	
State (Leg)	\$500	\$2,983	\$0	\$32,817	\$0	\$0	\$0	
State (PRI)	\$162	\$164	\$0	\$0	\$0	\$0	\$0	
State (R P P)	\$0	\$50	\$0	\$0	\$0	\$0	\$0	
Local	\$0	\$0	\$0	\$0	\$0	\$0	\$0	
<b>Total</b>	<b>\$662</b>	<b>\$3,197</b>	<b>\$3,200</b>	<b>\$32,817</b>	<b>\$0</b>	<b>\$0</b>	<b>\$0</b>	<b>\$39,876</b>

**Revised Project Scope and Funding Table**

**Project Scope**

This project will improve safety and mobility on the CO119 corridor from Boulder to Longmont. Project will design and construct: transit, intersection, safety and bike/pedestrian improvements at the intersections of Jay Rd, 63rd St, Niwot Rd, and Airport Rd; reconstruct CO52 and Hover St intersections; queue bypass lanes at: Jay Rd, 63rd St, CO52, Niwot Rd, Airport Rd (SB only); BRT stations at 63rd St, CO52 and Niwot Rd; Park-n-Rides at 63rd St and Niwot Rd; and bikeway from Foothills Pkwy to Hover St, including 6 underpasses and two bike/pedestrian bridges.

Amounts in \$1,000s	FY20	FY21	FY22	FY23	FY24	FY25	FY26	FY27	Total Funding
Federal (CMAQ)	\$0	\$0	\$0	\$3,070	\$7,918	\$0	\$0	\$0	
Federal (MMOF-ARPA)	\$0	\$0	\$0	\$500	\$17,409	\$0	\$0	\$0	
Federal (STBG)	\$0	\$0	\$0	\$0	\$0	\$9,036	\$0	\$0	
Federal (RAISE)	\$0	\$0	\$0	\$0	\$0	\$25,000	\$0	\$0	
Federal (TA-CDOT)	\$0	\$0	\$0	\$0	\$0	\$0	\$1,679	\$0	
Federal (STBG-PAN)	\$0	\$0	\$3,200	\$0	\$0	\$0	\$0	\$0	
State (Leg)	\$500	\$2,983	\$0	\$32,817	\$925	\$22,254	\$0	\$0	
State (Leg-T)	\$0	\$0	\$0	\$500	\$4,500	\$0	\$0	\$0	
State (PRI)	\$162	\$164	\$0	\$0	\$0	\$0	\$0	\$0	
State (R P P)	\$0	\$50	\$0	\$7,770	\$0	\$0	\$0	\$0	
Local	\$0	\$0	\$0	\$0	\$590	\$300	\$1,662	\$1,000	
Local (RTD)	\$0	\$0	\$0	\$4,860	\$10,640	\$1,500	\$0	\$0	
<b>Total</b>	<b>\$662</b>	<b>\$3,197</b>	<b>\$3,200</b>	<b>\$49,517</b>	<b>\$41,982</b>	<b>\$58,090</b>	<b>\$3,341</b>	<b>\$1,000</b>	<b>\$160,989</b>

**2020-084:** Transfer funding (\$3,070,000 in federal CMAQ funds, and \$470,000 in state RPP funds) and scope to CO119 Operational Improvements: Boulder to Longmont (TIP ID# 2020-081)

## Existing Project

Title: **CO119/CO52 Transit Bypass Lanes**

Project Type: **Transit Operational Improvements**

TIP-ID: **2020-084**

STIP-ID: **SDR5000**

Open to Public: **2024**

Sponsor: **Boulder County**

### Project Scope

Design and construct transit bypass lanes on SH-119 at the northbound and southbound approaches to the SH-52 intersection.



#### Affected County(ies)

Boulder

#### Performance Measures

- Bridge Condition
- Congestion
- Freight Reliability
- Pavement Condition
- Safety
- Transit Assets
- Transit Safety
- Travel Time Reliability

Amounts in \$1,000s	Prior Funding	FY24	FY25	FY26	FY27	Future Funding	Total Funding
Federal		\$0	\$0	\$0	\$0		
Federal (CMAQ)		\$0	\$0	\$0	\$0		
Federal (RTD)		\$0	\$0	\$0	\$0		
State		\$0	\$0	\$0	\$0		
State (R P P)		\$0	\$0	\$0	\$0		
Local		\$0	\$0	\$0	\$0		
<b>Total</b>	<b>\$8,400</b>	<b>\$0</b>	<b>\$0</b>	<b>\$0</b>	<b>\$0</b>	<b>\$0</b>	<b>\$8,400</b>

**Revised Funding Table**

Amounts in \$1,000s	Prior Funding	FY24	FY25	FY26	FY27	Future Funding	Total Funding
Federal		\$0	\$0	\$0	\$0		
Federal (CMAQ)		\$0	\$0	\$0	\$0		
Federal (RTD)		\$0	\$0	\$0	\$0		
State		\$0	\$0	\$0	\$0		
State (R P P)		\$0	\$0	\$0	\$0		
Local		\$0	\$0	\$0	\$0		
<b>Total</b>	<b>\$0</b>	<b>\$0</b>	<b>\$0</b>	<b>\$0</b>	<b>\$0</b>	<b>\$0</b>	<b>\$0</b>

**2022-022:** Transfer funding (\$5,000,000 in federal MMOF-ARPA funds and \$5,000,000 in state Legislative-Transit funds) to CO119 Operational Improvements: Boulder to Longmont (TIP ID# 2020-081)

## Existing Project

Title: **CO119/63rd Transit Bypass Lanes**

Project Type: **Transit Operational Improvements**

TIP-ID: **2022-022**

STIP-ID:

Open to Public: **2025**

Sponsor: **CDOT Region 4**

### Project Scope

Construct transit bypass lanes at the 63rd St. intersection.



Affected Municipality(ies)	Affected County(ies)	Project Phases		Performance Measures
Boulder	Boulder	Year	Phase	
		2024	Initiate Construction	<input type="checkbox"/> Bridge Condition <input checked="" type="checkbox"/> Congestion <input type="checkbox"/> Freight Reliability <input type="checkbox"/> Pavement Condition <input type="checkbox"/> Safety <input type="checkbox"/> Transit Assets <input type="checkbox"/> Transit Safety <input checked="" type="checkbox"/> Travel Time Reliability

Amounts in \$1,000s	Prior Funding	FY24	FY25	FY26	FY27	Future Funding	Total Funding
Federal		\$0	\$0	\$0	\$0		
Federal (MMOF-ARPA)		\$4,500	\$0	\$0	\$0		
State		\$0	\$0	\$0	\$0		
State (Leg-T)		\$0	\$0	\$0	\$0		
Local		\$4,500	\$0	\$0	\$0		
<b>Total</b>	<b>\$1,000</b>	<b>\$9,000</b>	<b>\$0</b>	<b>\$0</b>	<b>\$0</b>	<b>\$0</b>	<b>\$10,000</b>

**Revised Funding Table**

Amounts in \$1,000s	Prior Funding	FY24	FY25	FY26	FY27	Future Funding	Total Funding
Federal		\$0	\$0	\$0	\$0		
Federal (MMOF-ARPA)		\$0	\$0	\$0	\$0		
State		\$0	\$0	\$0	\$0		
State (Leg-T)		\$0	\$0	\$0	\$0		
Local		\$0	\$0	\$0	\$0		
<b>Total</b>	<b>\$0</b>	<b>\$0</b>	<b>\$0</b>	<b>\$0</b>	<b>\$0</b>	<b>\$0</b>	<b>\$0</b>

**2022-074:** Add one pool project and transfer \$13,349,000 in state Legislative funds and \$10,000,000 in state Legislative-Transit funds to Federal Blvd BRT – Precon (TIP ID# 2024-008)

## Existing Project

Title: **Region 1 Arterial BRT and Transit Improvements Pool**

Project Type: **Rapid Transit**

TIP-ID: **2022-074**

STIP-ID:

Open to Public:

Sponsor: **CDOT Region 1**

### Project Scope

Regionwide pool for design and preconstruction activities for bus rapid transit (BRT) stations for arterial roads. Specific projects will not be listed.



Affected County(ies)
Regional

Performance Measures	
<input type="checkbox"/>	Bridge Condition
<input checked="" type="checkbox"/>	Congestion
<input type="checkbox"/>	Freight Reliability
<input type="checkbox"/>	Pavement Condition
<input checked="" type="checkbox"/>	Safety
<input checked="" type="checkbox"/>	Transit Assets
<input checked="" type="checkbox"/>	Transit Safety
<input type="checkbox"/>	Travel Time Reliability

Amounts in \$1,000s	Prior Funding	FY24	FY25	FY26	FY27	Future Funding	Total Funding
Federal		\$0	\$0	\$0	\$0		
State (Leg)		\$7,000	\$7,000	\$7,000	\$7,000		
State (Leg-T)		\$10,000	\$10,000	\$5,000	\$5,000		
Local		\$0	\$0	\$0	\$0		
<b>Total</b>	<b>\$17,000</b>	<b>\$17,000</b>	<b>\$17,000</b>	<b>\$12,000</b>	<b>\$12,000</b>	<b>\$0</b>	<b>\$75,000</b>



**Revised Project Listing and Funding Table**

Agency/Project Name	Notes	Cost (1,000s)	Agency/Project Name (Cont)	Notes	Cost (1,000s)	Agency/Project Name (Cont)	Notes	Cost (1,000s)
Colorado Blvd	Early Action, NEPA, & 30% Design	\$6,000						

Amounts in \$1,000s	Prior Funding	FY24	FY25	FY26	FY27	Future Funding	Total Funding
Federal		\$0	\$0	\$0	\$0		
State (Leg)		\$1,664	\$2,987	\$5,000	\$5,000		
State (Leg-T)		\$4,000	\$6,000	\$5,000	\$5,000		
Local		\$0	\$0	\$0	\$0		
<b>Total</b>	\$17,000	\$5,664	\$8,987	\$10,000	\$10,000	\$0	\$51,651

**2024-008:** Add \$13,349,000 in state Legislative funds and \$10,000,000 in state Legislative-Transit funds from Region 1 Arterial BRT and Transit Improvements Pool (TIP ID# 2022-074)

## Existing Project

Title: **Federal Blvd BRT - Precon**

Project Type: **Rapid Transit**

TIP-ID: **2024-008**

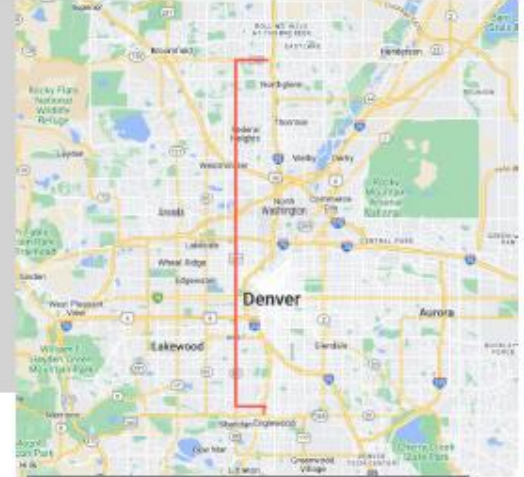
STIP-ID:

Open to Public:

Sponsor: **CDOT**

### Project Scope

Design, environmental, and early action projects associated with side-running BRT. Final project will involve enhanced bus stops, sidewalk improvements, transit lane striping, and operational improvements including transit signal priority.



Affected Municipality(ies)
Denver
Englewood
Westminster
Unincorporated

Affected County(ies)
Adams
Arapahoe
Denver

Project Phases	
Year	Phase
2025	Initiate Design
2026	Initiate Design
2027	Initiate ROW

Performance Measures	
<input type="checkbox"/>	Bridge Condition
<input checked="" type="checkbox"/>	Congestion
<input type="checkbox"/>	Freight Reliability
<input type="checkbox"/>	Pavement Condition
<input checked="" type="checkbox"/>	Safety
<input checked="" type="checkbox"/>	Transit Assets
<input checked="" type="checkbox"/>	Transit Safety
<input type="checkbox"/>	Travel Time Reliability

Amounts in \$1,000s	Prior Funding	FY24	FY25	FY26	FY27	Future Funding	Total Funding
Federal		\$0	\$0	\$0	\$0		
Federal (RTD)		\$0	\$0	\$0	\$0		
Federal (STBG)		\$0	\$4,512	\$8,122	\$4,017		
State		\$0	\$0	\$0	\$0		
State (Leg-T)		\$0	\$4,063	\$5,453	\$8,133		
Local		\$0	\$3,950	\$1,750	\$0		
<b>Total</b>	<b>\$0</b>	<b>\$0</b>	<b>\$12,525</b>	<b>\$15,325</b>	<b>\$12,150</b>	<b>\$0</b>	<b>\$40,000</b>

**Revised Funding Table**

Amounts in \$1,000s	Prior Funding	FY24	FY25	FY26	FY27	Future Funding	Total Funding
Federal		\$0	\$0	\$0	\$0		
Federal (RTD)		\$0	\$0	\$0	\$0		
Federal (STBG)		\$0	\$4,512	\$8,122	\$4,017		
State		\$0	\$0	\$0	\$0		
State (Leg)		\$5,336	\$4,013	\$2,000	\$2,000		
State (Leg-T)		\$6,000	\$8,063	\$5,453	\$8,133		
Local		\$0	\$3,950	\$1,750	\$0		
<b>Total</b>	\$0	\$11,336	\$20,538	\$17,325	\$14,150	\$0	\$63,349

# ATTACHMENT 1

Policy Amendments – September 2023

FY 2024-2027 Transportation Improvement Program

**New Project:** Add \$9,500,000 in state Surface Treatment funds from Region 1 Surface Treatment Pool (TIP ID# 2007-096) and \$9,000,000 in state RPP funds from Region 1 RPP Pool (TIP ID# 2016-057)

## New Project

Title: **I70: Chief Hosa to W Colfax**

Project Type: **Roadway Reconstruction**

TIP-ID: **Request**

STIP-ID:

Open to Public:

Sponsor: **CDOT Region 1**

### Project Scope

Resurfacing improvements on I70 from Chief Hosa to MP 259 (W Colfax Ave) to include guardrail improvements.



Affected Municipality(ies)	Affected County(ies)
Unincorporated	Jefferson

Performance Measures	
<input type="checkbox"/>	Bridge Condition
<input type="checkbox"/>	Congestion
<input type="checkbox"/>	Freight Reliability
<input checked="" type="checkbox"/>	Pavement Condition
<input checked="" type="checkbox"/>	Safety
<input type="checkbox"/>	Transit Assets
<input type="checkbox"/>	Transit Safety
<input type="checkbox"/>	Travel Time Reliability

Amounts in \$1,000s	Prior Funding	FY24	FY25	FY26	FY27	Future Funding	Total Funding
Federal		\$0	\$0	\$0	\$0		
State (R P P)		\$0	\$9,000	\$0	\$0		
State (Surface)		\$0	\$9,500	\$0	\$0		
Local		\$0	\$0	\$0	\$0		
<b>Total</b>	\$0	\$0	\$18,500	\$0	\$0	\$0	\$18,500