

2005-072: Add \$5,000,000 in state FASTER-Safety funding and \$60,000,000 in state Legislative funding

Existing

Title: **US-6: Wadsworth Blvd. Interchange Reconstruction**

Project Type: **Roadway Capacity**

TIP-ID: **2005-072**

STIP-ID: **SDR7066**

Open to Public:

Sponsor: **CDOT Region 1**

Project Scope

Phase I: Begin environmental assessment for Wadsworth Blvd (SH-121) from 4th Ave to 13th Ave including US-6 interchange reconstruction [\$500,000 of STP-Metro funds in FY 2005 and \$6 million of RPP funds in FY2006]
Phase II: Replace US-6 and Wadsworth Blvd interchange including improvements and widening to Wadsworth Blvd [\$17.5 million of RPP funds in FY 2010 for design and right-of-way].



Affected Municipality(ies)

Lakewood

Affected County(ies)

Jefferson

Performance Measures

- ☒ Bridge Condition
- ☒ Congestion
- ☐ Freight Reliability
- ☐ Pavement Condition
- ☒ Safety
- ☐ Transit Assets
- ☐ Transit Safety
- ☐ Travel Time Reliability

Amounts in \$1,000s	Prior Funding	FY22	FY23	FY24	FY25	Future Funding	Total Funding
Federal		\$0	\$0	\$0	\$0		
State (R P P)		\$0	\$0	\$0	\$0		
Local		\$0	\$0	\$0	\$0		
Total	\$37,000	\$0	\$0	\$0	\$0	\$0	\$37,000

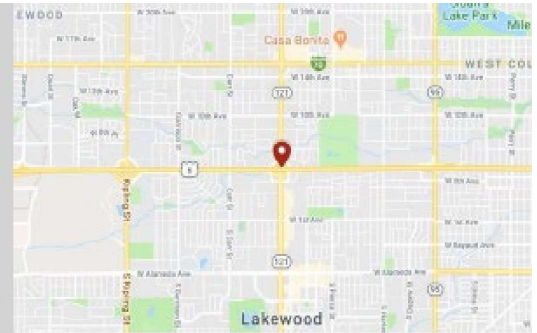
Revised Scope and Funding Table

Project Scope

Phase I: Begin environmental assessment for Wadsworth Blvd (SH-121) from 4th Ave to 13th Ave including US-6 interchange reconstruction [\$500,000 of STP-Metro funds in FY 2005 and \$6 million of RPP funds in FY2006]

Phase II: Replace US-6 and Wadsworth Blvd interchange including improvements and widening to Wadsworth Blvd [\$17.5 million of RPP funds in FY 2010 for design and right-of-way].

The Legislative funding in FY 2022-2024 will cover ROW, utilities, final design and construction to completely reconstruct the interchange including improved traffic turning movements, noise walls, permanent water quality improvements, and enhanced bicycle and pedestrian facilities.



Amounts in \$1,000s	Prior Funding	FY22	FY23	FY24	FY25	Future Funding	Total Funding
Federal		\$0	\$0	\$0	\$0		
State (Faster-S)		\$5,000	\$0	\$0	\$0		
State (Leg)		\$40,000	\$10,000	\$10,000	\$0		
State (R P P)		\$0	\$0	\$0	\$0		
Local		\$0	\$0	\$0	\$0		
Total	\$37,000	\$45,000	\$10,000	\$10,000	\$0	\$0	\$102,000

2007-073: Remove \$8,500,000 in state Safety funding that will be programmed to I-70 Escape Ramp

Existing

Title: **Region 1 Hazard Elimination Pool**

Project Type: **Safety**

TIP-ID: **2007-073**

STIP-ID: **SR16682**

Open to Public:

Sponsor: **CDOT Region 1**

Project Scope

CDOT Region 1 Hazard Elimination pool. Specific projects will not be listed.



Affected County(ies)
Adams
Arapahoe
Broomfield
Denver
Douglas
Jefferson

Performance Measures
<input type="checkbox"/> Bridge Condition
<input type="checkbox"/> Congestion
<input checked="" type="checkbox"/> Freight Reliability
<input type="checkbox"/> Pavement Condition
<input checked="" type="checkbox"/> Safety
<input type="checkbox"/> Transit Assets
<input type="checkbox"/> Transit Safety
<input checked="" type="checkbox"/> Travel Time Reliability

Amounts in \$1,000s	Prior Funding	FY22	FY23	FY24	FY25	Future Funding	Total Funding
Federal		\$0	\$0	\$0	\$0		
State (Safety)		\$16,000	\$24,500	\$16,000	\$16,000		
Local		\$0	\$0	\$0	\$0		
Total	\$0	\$16,000	\$24,500	\$16,000	\$16,000	\$0	\$72,500

Revised Funding Table

Amounts in \$1,000s	Prior Funding	FY22	FY23	FY24	FY25	Future Funding	Total Funding
Federal		\$0	\$0	\$0	\$0		
State (Safety)		\$16,000	\$16,000	\$16,000	\$16,000		
Local		\$0	\$0	\$0	\$0		
Total	\$0	\$16,000	\$16,000	\$16,000	\$16,000	\$0	\$64,000

2008-076: Remove \$5,000,000 in state FASTER-Safety funding that will go to US-6: Wadsworth Blvd. Interchange Reconstruction

Existing

Title: **Region 1 FASTER Pool**

Project Type: **Safety**

TIP-ID: **2008-076**

STIP-ID: **SR17002**

Open to Public:

Sponsor: **CDOT Region 1**

Project Scope

Pool contains safety-related improvements and upgrades based on the new FASTER-Safety funding program (Colorado Senate Bill 108) in CDOT Region 1.



Affected County(ies)
Adams
Arapahoe
Broomfield
Denver
Douglas
Jefferson

Performance Measures
<input type="checkbox"/> Bridge Condition
<input checked="" type="checkbox"/> Congestion
<input checked="" type="checkbox"/> Freight Reliability
<input checked="" type="checkbox"/> Pavement Condition
<input checked="" type="checkbox"/> Safety
<input type="checkbox"/> Transit Assets
<input type="checkbox"/> Transit Safety
<input checked="" type="checkbox"/> Travel Time Reliability

All pool project funding depicts federal and/or state funding only.

Facility Name	Start-At and End-At	Cost (1,000s)	Facility Name (Cont)	Start-At and End-At	Cost (1,000s)	Facility Name (Cont)	Start-At and End-At	Cost (1,000s)
SH-95 Intersection Improvements	64th Ave	\$851	SH-93 Signal Package		\$2,500	SH-74 & Bear Creek Rd Intersection		\$500
SH-121/72nd Ave	Right turn accel lanes	\$961	I-70 at Harlan		\$3,100	SH-30 and Yale Intersection Improvements		\$612
Wadsworth TOD left turn protection	Girton, Eastman and Yale	\$200	SH-75 Intersection Improvements	Bowles and Mineral	\$1,000	US-40 Pedestrian Lighting		\$400
FASTER Safety Design		\$4,000	C-470 and Ken Caryl	Intersection Improvements	\$5,000	SH-121 Signal Upgrades for Three Intersections		\$2,200
SH-2 Traffic Signal Upgrades		\$440	SH-40 and SH-121	CDOT Traffic Signal Improvements	\$1,720	US-85 Expansion: Happy Canyon		\$500
Wadsworth	Right Turn Lane Extensions	\$1,621	I-70 VSL Concept of Operations and Implementation		\$530	SH-224 (70th) & SH-53 Signal Replacement		\$1,000
SH 121 @ Deer Creek Canyon, C-470 @ Kipling, SH-95 @ WB I-76 Ramp Mod, SH-88 @ US 285, SH-93 @ Washington St, SH-177 @ Otero, SH-121 @ Chatfield	Traffic Signal Replacements	\$2,500	Dartmouth Mini Roundabouts	Logan, Downing, Clarkston	\$1,200	SH-53 & 62nd Ave Signal Replacement		\$500
SH-95 @ 1st Ave, 32nd Ave, 38th Ave, 46th Ave, Wellington Ave	Traffic Signal Replacements	\$2,000	I-70 Mountain Express Lane VSL		\$1,980	I-25 South Gap Wildlife Crossing		\$7,500
US-85 @ Dartmouth	Hampden to Florida SUR	\$2,500	US-6	SH-119 to SH-58/SH-93	\$10,000	Federal Blvd & 88th Signal Realign		\$1,500

ATTACHMENT 1

Policy Amendments – November 2022

2022-2025 Transportation Improvement Program

Facility Name	Start-At and End-At	Cost (1,000s)	Facility Name (Cont)	Start-At and End-At	Cost (1,000s)	Facility Name (Cont)	Start-At and End-At	Cost (1,000s)
						<input type="checkbox"/> Transit Safety <input checked="" type="checkbox"/> Travel Time Reliability		

All pool project funding depicts federal and/or state funding only.

Facility Name	Start-At and End-At	Cost (1,000s)	Facility Name (Cont)	Start-At and End-At	Cost (1,000s)	Facility Name (Cont)	Start-At and End-At	Cost (1,000s)
SH-95 Intersection Improvements	64th Ave	\$851	SH-93 Signal Package		\$2,500	SH-74 & Bear Creek Rd Intersection		\$500
SH-121/72nd Ave	Right turn accel lanes	\$961	I-70 at Harlan		\$3,100	SH-30 and Yale Intersection Improvements		\$612
SH224 @ Dahlia St.	Traffic Signal Replacement	\$450	SH-7 & Holly Intersection Reconstruction		\$2,800	I-70 EB @ E Colfax Vertical & Horizontal Curve Realignment		\$5,000
Ramp Metering	I-76	\$1,500	SH-121 & Brook Dr. Intersection Improvements		\$500	C-470 & Quincy Ave Terminal Roundabouts		\$6,000
SH391 (Kipling) @ 13th Ave and 13th Place	Intersection Improvements	\$900	SH-74 & Evergreen Parkway VMS		\$660	Ken Caryl Roundabouts		\$3,700
I-70 EB Aux Lanes	Ward Rd to Kipling	\$2,300	Peoria St Intersection Improvements		\$1,770	60th and Vasquez Intersection Reconstruction		\$5,000
South Federal Blvd	safety improvements	\$300	I-76: York to Dahlia (SH-224 WB On-Ramp)		\$4,000	SH-83 Turn Lanes at Rafter Rd. & E. Park Dr.		\$2,700
SH2 and SH95 Traffic Signals	SH2@Arizona, Kentucky, Bayaud, 1st. SH95@14th, 16th, 44th, 38th, 1st	\$1,500	Kings Valley Underpass		\$3,720	US40A Resurfacing	MP 252-258.3	\$960
SB I-225 Parker Rd Ramp	safety project	\$2,000	SH-119 Shoulder Widening		\$11,600	I-76 Center Barrier Gaps & Mash Upgrades to Outside Barrier		\$815
Aurora Signals 2019	SH30 @ Jewell and Yale	\$500	Federal and 67th Signal Upgrade		\$500	I-25 Concrete Pavement Rehab		\$2,100
Lakewood Safety Package 2020	I-70 @ Colfax, Colfax @ Quail, and SH121@ 1st Ave	\$2,060	I-76 Lighting Project		\$4,200	Santa Fe PEL Early Action Projects		\$3,500
I-70 and Kipling	Traffic signal replacement and access consolidation	\$2,000	SH-88 & Exposition Ave Signal Upgrade		\$630	SH-72	I-79 to Indiana	\$710
6" Lane Lines Pavement Marking (2019-2021)	I-25, I-70, I-225, I-76, I-270	\$9,100	US-85 Recon: New Signal @ Daniels Park		\$500	SH-79 and I-70 Interchange	EB Ramp	\$500
Broadway Signal Replacement	at 62nd and 70th	\$1,000	SH-7 & Colorado Intersection Improvements		\$1,030	I-25 South VSL Study/Preliminary Design	Castle Rock to Monument	\$900

Amounts in \$1,000s	Prior Funding	FY22	FY23	FY24	FY25	Future Funding	Total Funding
Federal		\$0	\$0	\$0	\$0		
State (Faster-S)		\$38,104	\$26,990	\$29,000	\$30,000		
Local		\$1,000	\$0	\$0	\$0		
Total	\$116,469	\$39,104	\$26,990	\$29,000	\$30,000	\$0	\$241,563

Revised Funding Table

Amounts in \$1,000s	Prior Funding	FY22	FY23	FY24	FY25	Future Funding	Total Funding
Federal		\$0	\$0	\$0	\$0		
State (Faster-S)		\$35,104	\$26,990	\$29,000	\$30,000		
Local		\$1,000	\$0	\$0	\$0		
Total	\$116,469	\$36,104	\$26,990	\$29,000	\$30,000	\$0	\$238,563

2020-064: Add \$13,845,000 in state FASTER-Safety funding recently awarded

Existing

Title: **SH-83 Safety Improvements: Bayou Gulch Rd. to El Paso County**

Project Type: **Roadway Operational Improvements**

TIP-ID: **2020-064**

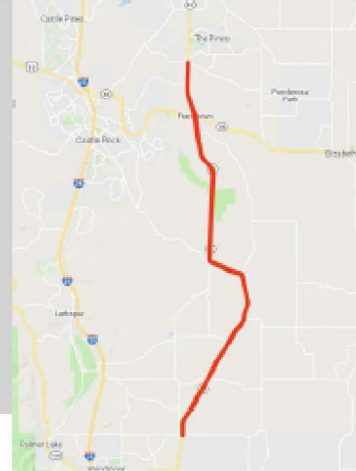
STIP-ID:

Open to Public: **2024**

Sponsor: **Douglas County**

Project Scope

Construct safety improvements, possibly including passing lanes, intersection improvements, turn lanes, and others to reduce crashes.



Affected County(ies)

Douglas

Performance Measures

- ☐ Bridge Condition
- ☒ Congestion
- ☐ Freight Reliability
- ☐ Pavement Condition
- ☒ Safety
- ☐ Transit Assets
- ☐ Transit Safety
- ☒ Travel Time Reliability

Amounts in \$1,000s	Prior Funding	FY22	FY23	FY24	FY25	Future Funding	Total Funding
Federal		\$0	\$0	\$0	\$0		
Federal (CMAQ)		\$1,500	\$483	\$0	\$0		
Federal (STBG)		\$400	\$3,517	\$0	\$0		
State		\$0	\$0	\$0	\$0		
State (R P P)		\$2,000	\$1,000	\$0	\$0		
Local		\$3,100	\$0	\$0	\$0		
Total	\$0	\$7,000	\$5,000	\$0	\$0	\$0	\$12,000

Revised Funding Table

Amounts in \$1,000s	Prior Funding	FY22	FY23	FY24	FY25	Future Funding	Total Funding
Federal		\$0	\$0	\$0	\$0		
Federal (CMAQ)		\$1,500	\$483	\$0	\$0		
Federal (STBG)		\$400	\$3,517	\$0	\$0		
State		\$0	\$0	\$0	\$0		
State (Faster-S)		\$0	\$127	\$2,615	\$7,123		
State (R P P)		\$2,000	\$1,000	\$0	\$0		
Local		\$3,100	\$0	\$0	\$0		
Total	\$0	\$7,000	\$5,127	\$2,615	\$7,123	\$3,980	\$25,845

ATTACHMENT 1

Policy Amendments – November 2022

2022-2025 Transportation Improvement Program

2020-100: Add \$6,130,000 in state Legislative-Transit funding, remove one pool project, and adjust cost on two pool projects

Existing

Title: **Region 1 Mobility Hub Pool**

Project Type: **Multimodal**

TIP-ID: **2020-100**

STIP-ID:

Open to Public:

Sponsor: **CDOT Region 1**

Project Scope

Construct mobility hubs on or along interstates in Region 1



Affected County(ies)

Regional

Performance Measures

- ☐ Bridge Condition
- ☒ Congestion
- ☐ Freight Reliability
- ☐ Pavement Condition
- ☒ Safety
- ☐ Transit Assets
- ☐ Transit Safety
- ☐ Travel Time Reliability

All pool project funding depicts federal and/or state funding only.

Facility Name	Start-At and End-At		Cost (1,000s)	Facility Name (Cont)	Start-At and End-At		Cost (1,000s)	Facility Name (Cont)	Start-At and End-At		Cost (1,000s)
Lone Tree Mobility Hub			\$10,000	Bustang Maintenance Facility			\$500				
I-25 and SH-7 Mobility Hub			\$14,000	Castle Rock Mobility Hub			\$300				
Amounts in \$1,000s	Prior Funding	FY22	FY23	FY24	FY25	Future Funding	Total Funding				
Federal	\$0		\$0	\$0	\$0						
State (Leg-T)	\$24,800		\$0	\$0	\$0						
Local	\$0		\$0	\$0	\$0						
Total	\$2,000	\$24,800	\$0	\$0	\$0	\$0	\$26,800				

Revised Funding Table and Pool Project Listing

Facility Name	Start-At and End-At		Cost (1,000s)	Facility Name (Cont)	Start-At and End-At		Cost (1,000s)	Facility Name (Cont)	Start-At and End-At		Cost (1,000s)
I-25 and SH-7 Mobility Hub			\$14,000	Castle Rock Mobility Hub			\$13,170				
Bustang Maintenance Facility			\$4,000	Lone Tree Mobility Hub	Funding shown in TIP# 2022-032		\$0				
Amounts in \$1,000s	Prior Funding	FY22	FY23	FY24	FY25	Future Funding	Total Funding				
Federal		\$0	\$0	\$0	\$0						
State (Leg-T)		\$14,000	\$0	\$17,170	\$0						
Local		\$0	\$0	\$0	\$0						
Total	\$2,000	\$14,000	\$0	\$17,170	\$0	\$0	\$33,170				

2022-019: Add \$4,100,000 in federal Freight funds and \$13,000,000 in state Legislative funding recently awarded, and \$8,500,000 in state Safety funds from Region 1 Hazard Elimination Pool

Existing

Title: **I-70 Escape Ramp**

Project Type: **Safety**

TIP-ID: **2022-019**

STIP-ID:

Open to Public:

Sponsor: **CDOT Region 1**

Project Scope

Design an emergency runaway truck ramp to improve motor vehicle safety for eastbound I-70 between Floyd Hill and Denver West. This segment of I-70 is comprised of steep, mountainous terrain with winding curves and varying shoulder widths between MP 256 71 and 264 32



Affected Municipality(ies)

Unincorporated

Affected County(ies)

Jefferson

Performance Measures

- ☐ Bridge Condition
- ☐ Congestion
- ☐ Freight Reliability
- ☐ Pavement Condition
- ☒ Safety
- ☐ Transit Assets
- ☐ Transit Safety
- ☒ Travel Time Reliability

Amounts in \$1,000s	Prior Funding	FY22	FY23	FY24	FY25	Future Funding	Total Funding
Federal		\$0	\$0	\$0	\$0		
Federal (FR8)		\$500	\$0	\$0	\$0		
State		\$0	\$0	\$0	\$0		
State (Leg)		\$1,500	\$0	\$0	\$0		
Local		\$0	\$0	\$0	\$0		
Total	\$0	\$2,000	\$0	\$0	\$0	\$0	\$2,000

Revised Funding Table

Amounts in \$1,000s	Prior Funding	FY22	FY23	FY24	FY25	Future Funding	Total Funding
Federal		\$0	\$0	\$0	\$0		
Federal (FR8)		\$500	\$4,100	\$0	\$0		
State		\$0	\$0	\$0	\$0		
State (Leg)		\$1,500	\$13,000	\$0	\$0		
State (Safety)		\$0	\$8,500	\$0	\$0		
Local		\$0	\$0	\$0	\$0		
Total	\$0	\$2,000	\$25,600	\$0	\$0	\$0	\$27,600

2022-032: Add \$10,000,000 in state Legislative-Transit funding previously included in Region 1 Mobility Hub Pool

Existing

Title: **Lone Tree Mobility Hub**

Project Type: **Transit Operational Improvements**

TIP-ID: **2022-032**

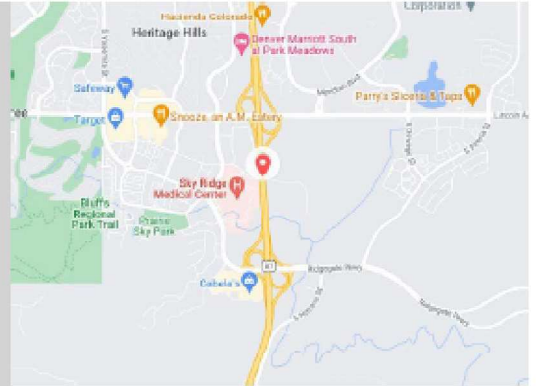
STIP-ID:

Open to Public: **2026**

Sponsor: **Lone Tree**

Project Scope

Construct a mobility hub at Sky Ridge Station and I-25 to facilitate connections between all travel modes.



Affected Municipality(ies)

Lone Tree

Affected County(ies)

Douglas

Project Phases

Year	Phase
2024	Initiate Design
2025	Initiate Construction

Performance Measures

<input type="checkbox"/>	Bridge Condition
<input checked="" type="checkbox"/>	Congestion
<input type="checkbox"/>	Freight Reliability
<input type="checkbox"/>	Pavement Condition
<input type="checkbox"/>	Safety
<input checked="" type="checkbox"/>	Transit Assets
<input checked="" type="checkbox"/>	Transit Safety
<input type="checkbox"/>	Travel Time Reliability

Amounts in \$1,000s	Prior Funding	FY22	FY23	FY24	FY25	Future Funding	Total Funding
Federal		\$0	\$0	\$0	\$0		
Federal (CMAQ)		\$0	\$0	\$0	\$4,661		
Federal (MMOF-ARPA)		\$0	\$0	\$3,339	\$0		
State		\$0	\$0	\$0	\$0		
State (Leg-T)		\$0	\$2,000	\$2,000	\$6,000		
Local		\$0	\$0	\$2,000	\$0		
Total	\$0	\$0	\$2,000	\$7,339	\$10,661	\$0	\$20,000

Revised Funding Table

Amounts in \$1,000s	Prior Funding	FY22	FY23	FY24	FY25	Future Funding	Total Funding
Federal		\$0	\$0	\$0	\$0		
Federal (CMAQ)		\$0	\$0	\$0	\$4,661		
Federal (MMOF- ARPA)		\$0	\$0	\$3,339	\$0		
State		\$0	\$0	\$0	\$0		
State (Leg-T)		\$0	\$2,000	\$12,000	\$6,000		
Local		\$0	\$0	\$2,000	\$0		
Total	\$0	\$0	\$2,000	\$17,339	\$10,661	\$0	\$30,000

New Project: Create new pool for design and preconstruction activities for arterial BRT in CDOT Region 1

New Project

Title: **Region 1 Arterial BRT and Transit Improvements Pool**

Project Type: **Rapid Transit**

TIP-ID: **Request**

STIP-ID:

Open to Public:

Sponsor: **CDOT Region 1**

Project Scope

Regionwide pool for design and preconstruction activities for bus rapid transit (BRT) stations for arterial roads. Specific projects will not be listed.



Affected County(ies)

Regional

Performance Measures

- ☐ Bridge Condition
- ☒ Congestion
- ☐ Freight Reliability
- ☐ Pavement Condition
- ☒ Safety
- ☒ Transit Assets
- ☒ Transit Safety
- ☐ Travel Time Reliability

Amounts in \$1,000s	Prior Funding	FY22	FY23	FY24	FY25	Future Funding	Total Funding
Federal		\$0	\$0	\$0	\$0		
State (Leg)		\$0	\$7,000	\$7,000	\$7,000		
State (Leg-T)		\$3,000	\$7,000	\$10,000	\$10,000		
Local		\$0	\$0	\$0	\$0		
Total	\$0	\$3,000	\$14,000	\$17,000	\$17,000	\$24,000	\$75,000

New Project: Create new project for reconstruction of the interchange at I-25 and Speer Blvd./23rd Ave.

New Project

Title: **I-25 and Speer Blvd./23rd Ave. Interchange Reconstruction - Preconstruction Activities**

Project Type: **Interchange Reconstruction**

TIP-ID: **Request**

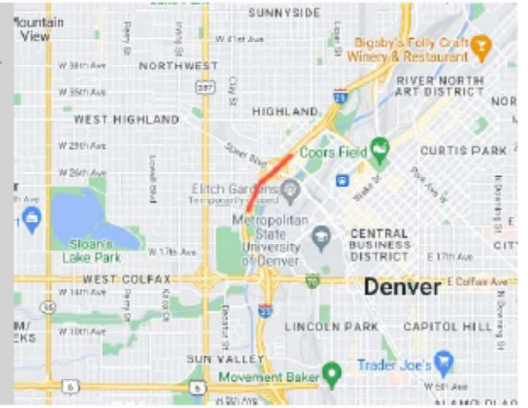
STIP-ID:

Open to Public:

Sponsor: **CDOT Region 1**

Project Scope

Preconstruction activities for the reconstruction of the I-25 interchange at Speer Blvd. and 23rd Ave.



Affected Municipality(ies)

Denver

Affected County(ies)

Denver

Performance Measures

- ☐ Bridge Condition
- ☐ Congestion
- ☒ Freight Reliability
- ☐ Pavement Condition
- ☐ Safety
- ☐ Transit Assets
- ☐ Transit Safety
- ☒ Travel Time Reliability

Amounts in \$1,000s	Prior Funding	FY22	FY23	FY24	FY25	Future Funding	Total Funding
Federal		\$0	\$0	\$0	\$0		
State (Leg)		\$3,500	\$0	\$11,500	\$0		
Local		\$0	\$0	\$0	\$0		
Total	\$0	\$3,500	\$0	\$11,500	\$0	\$0	\$15,000

New Project: Create new project for operational and safety improvements to I-25 between 84th Ave. and 104th Ave.

New Project

Title: **I-25 North Improvements: 84th Ave. to 104th Ave. - Preconstruction Activities**

Project Type: **Roadway Operational Improvements**

TIP-ID: **Request**

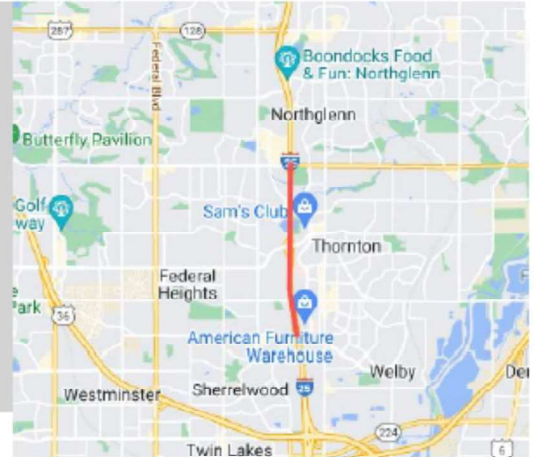
STIP-ID:

Open to Public:

Sponsor: **CDOT Region 1**

Project Scope

Preconstruction activities for operational and safety improvements to I-25 between 84th Ave. and 104th Ave.



Affected Municipality(ies)

Northglenn

Thornton

Affected County(ies)

Adams

Performance Measures

- ☐ Bridge Condition
- ☒ Congestion
- ☐ Freight Reliability
- ☐ Pavement Condition
- ☒ Safety
- ☐ Transit Assets
- ☐ Transit Safety
- ☒ Travel Time Reliability

Amounts in \$1,000s	Prior Funding	FY22	FY23	FY24	FY25	Future Funding	Total Funding
Federal		\$0	\$0	\$0	\$0		
State (Leg)		\$4,000	\$0	\$16,000	\$0		
Local		\$0	\$0	\$0	\$0		
Total	\$0	\$4,000	\$0	\$16,000	\$0	\$0	\$20,000