

ATTACHMENT 1

To: TIP Notification List

From: Douglas W. Rex, Executive Director

Subject: **April 2023 Administrative Modifications to the 2022-2025 Transportation Improvement Program**

Date: April 19, 2023

SUMMARY

- Per the DRCOG Board-adopted [Policies for TIP Program Development](#), Administrative Modifications to the [2022-2025 TIP](#) are reviewed and processed by staff before being presented to the DRCOG Board as an informational item. They are then emailed to the TIP Notification List and posted on the [DRCOG 2022-2025 TIP web page](#). Administrative Modifications represent minor changes to TIP projects not defined as “regionally significant changes” for air quality conformity findings or per CDOT definition.
- The TIP Notification List includes the members of the DRCOG Transportation Advisory Committee, the Regional Transportation Committee, TIP project sponsors, staff of various federal and state agencies, and other interested parties. If you wish to be removed from the TIP Notification List, please contact Josh Schwenk at jschwenk@drcog.org.
- The projects included in these Administrative Modifications are listed below. The attached describes these modifications, with highlighted items depicting project revisions.

PROJECTS TO BE MODIFIED

TIP ID#	Sponsor	Title	Reason for Amendment	New/Removed Funding	Internal Funding Shifts
2008-105	CDOT	CDOT FASTER Transit Pool	Add two new pool projects	Add \$374,000 in state FASTER-Transit funding	N/A
2012-107	CDOT	Enhanced Mobility of Seniors and Individuals with Disabilities (FTA 5310 - CDOT)	Remove two pool projects and add one new pool project	Remove \$164,000 in federal Section 5310 funding	N/A
2018-004	CDOT	Transit Capital Program (FTA 5339)	Add two new pool projects	Add \$1,031,000 in federal Section 5339 funding	N/A
2018-011	CDOT Region 1	R1 Permanent Water Quality Pool	Add two new pool projects	Add \$654,000 in state Water Quality funding	N/A
2018-013	Westminster	Westminster Quiet Zones	Add new project from the 2018-2022 TIP	N/A	N/A

ATTACHMENT 1

2020-007	Broomfield	CO7 Multimodal Improvements: Boulder to Brighton - Precon	Remove elements within City of Boulder and create a new project	N/A	Transfer \$1,153,000 in federal CMAQ, \$340,000 in state Legislative, and \$1,304,000 in state MMOF funding to Arapahoe Ave Multimodal Improvements: 28th-Foothills - Precon
2020-079	DRCOG	Human Services Transportation/ FASTER Set-Aside	Add nine pool projects and adjust prior funding amounts	Add \$2,000,000 in state FASTER-Transit funding	N/A
2020-080	CDOT	CDOT Trust Settlement Pool	Add one new pool project	Add \$212,000 in state Settlement Fund funding	N/A
2022-025	DRCOG	Enhanced Mobility of Seniors and Individuals with Disabilities (FTA 5310 - DRCOG)	Add 14 new pool projects and adjust prior funding amounts	Add \$1,260,000 in federal Section 5310 funding	N/A
2022-041	Wheat Ridge	Wadsworth Shared-Use Path: 32nd to 35th	Replace \$700,00 in Safety funding with \$700,000 in RPP funding	N/A	N/A
New Project	Boulder	Arapahoe Ave Multimodal Improvements: 28th-Foothills - Precon	New project for CO7 corridor elements within City of Boulder	N/A	Transfer \$1,153,000 in federal CMAQ, \$340,000 in state Legislative, and \$1,304,000 in state MMOF funding from CO7 Multimodal Improvements: Boulder to Brighton - Precon

2008-105: Add two new pool projects and \$374,000 in state FASTER-Transit funding**Existing Project**Title: **CDOT FASTER Transit Pool**Project Type: **Transit Operational Improvements**TIP-ID: **2008-105**STIP-ID: **SR17004**

Open to Public:

Sponsor: **CDOT****Project Scope**

Pool contains CDOT transit-related projects based on the FASTER Transit program (Colorado Senate Bill 108).

**Affected County(ies)**

Regional

Performance Measures

- ☐ Bridge Condition
- ☒ Congestion
- ☐ Freight Reliability
- ☐ Pavement Condition
- ☒ Safety
- ☒ Transit Assets
- ☒ Transit Safety
- ☐ Travel Time Reliability

All pool project funding depicts federal and/or state funding only.

Facility Name	Start-At and End-At	Cost (1,000s)	Facility Name (Cont)	Start-At and End-At	Cost (1,000s)	Facility Name (Cont)	Start-At and End-At	Cost (1,000s)
RTD	East Colfax/15L Transit Enhancements Project	\$770	RTD	Bus Replacements (FY20)	\$2,000	DRCOG	HST/FASTER Set-Aside (See TIP-ID 2020-079)	\$0
RTD	First and Last Mile Study (FY17)	\$200	Senior Resource Center	Repave Evergreen Parking Lot (FY20)	\$46	VIA	Facility Security Improvements (FY23)	\$120
RTD	Mineral PnR Bridge Rehab (FY17)	\$57	SRC	Equipment - Technology upgrades (FY20)	\$36	RTD	East Metro Roof Replacement (FY23)	\$3,171
RTD	Thornton PnR Passenger Amenities (FY17)	\$308	VIA	Bus Replacement (FY18)	\$490	RTD	District Shops Hoist Replacement (FY23)	\$2,929
RTD	US-36 and Sheridan PnR (FY18)	\$1,500	VIA	Microgrid Study for Facility (FY20)	\$160	VIA	2 Replacement Vans (FY23)	\$158
RTD	Rider Alert System (FY18)	\$350	Boulder	Vehicle Replacement (FY21)	\$323	Boulder	3 Replacement Buses (FY23)	\$838
RTD	Downtown Track and Switches (FY18)	\$1,150	RTD	Bus Replacements (FY21)	\$2,000			
RTD	Bus Replacements (FY19)	\$3,000	VIA	Bus Cameras (FY21)	\$151			
Amounts in \$1,000s	Prior Funding	FY22	FY23	FY24	FY25	Future Funding	Total Funding	
Federal		\$0	\$0	\$0	\$0			
State (Faster-T)		\$4,000	\$3,216	\$3,000	\$3,000			
Local		\$1,000	\$804	\$750	\$750			
Total	\$16,927	\$5,000	\$4,020	\$3,750	\$3,750	\$0	\$33,447	

Revised Project Listing and Funding Table

Facility Name	Start-At and End-At	Cost (1,000s)	Facility Name (Cont)	Start-At and End-At	Cost (1,000s)	Facility Name (Cont)	Start-At and End-At	Cost (1,000s)
RTD	East Colfax/15L Transit Enhancements Project	\$770	RTD	Bus Replacements (FY20)	\$2,000	DRCOG	HST/FASTER Set-Aside (See TIP-ID 2020-079)	\$0
RTD	First and Last Mile Study (FY17)	\$200	Senior Resource Center	Repave Evergreen Parking Lot (FY20)	\$46	VIA	Facility Security Improvements (FY23)	\$120
RTD	Mineral PnR Bridge Rehab (FY17)	\$57	SRC	Equipment - Technology upgrades (FY20)	\$36	RTD	East Metro Roof Replacement (FY23)	\$3,171
RTD	Thornton PnR Passenger Amenities (FY17)	\$308	VIA	Bus Replacement (FY18)	\$490	RTD	District Shops Hoist Replacement (FY23)	\$2,929
RTD	US-36 and Sheridan PnR (FY18)	\$1,500	VIA	Microgrid Study for Facility (FY20)	\$160	VIA	2 Replacement Vans (FY23)	\$158
RTD	Rider Alert System (FY18)	\$350	Boulder	Vehicle Replacement (FY21)	\$323	Boulder	3 Replacement Buses (FY23)	\$938
RTD	Downtown Track and Switches (FY18)	\$1,150	RTD	Bus Replacements (FY21)	\$2,000	VIA	Equipment (FY23)	\$278
RTD	Bus Replacements (FY19)	\$3,000	VIA	Bus Cameras (FY21)	\$151	VIA	Construction (FY23)	\$96
Amounts in \$1,000s	Prior Funding	FY22	FY23	FY24	FY25	Future Funding	Total Funding	
Federal		\$0	\$0	\$0	\$0			
State (Faster-T)		\$4,000	\$3,590	\$3,000	\$3,000			
Local		\$1,000	\$898	\$750	\$750			
Total	\$16,927	\$5,000	\$4,488	\$3,750	\$3,750	\$0	\$33,915	

2012-107: Add one new pool project, remove two pool projects, and remove \$164,000 in federal Section 5310 funding

Existing Project

Title: **Enhanced Mobility of Seniors and Individuals with Disabilities (FTA 5310 - CDOT)**

TIP-ID: **2012-107**

STIP-ID:

Open to Public:

Project Type: **Transit Operational Improvements**

Sponsor: **CDOT**

Project Scope

Funds will be used for Mobility Management and activities such as purchase of vans and operating assistance for door-to-door service for older adults and people with disabilities.



Affected County(ies)

Regional

Performance Measures

- ☐ Bridge Condition
- ☒ Congestion
- ☐ Freight Reliability
- ☐ Pavement Condition
- ☒ Safety
- ☒ Transit Assets
- ☒ Transit Safety
- ☐ Travel Time Reliability

All pool project funding depicts federal and/or state funding only.

Facility Name	Start-At and End-At	Cost (1,000s)	Facility Name (Cont)	Start-At and End-At	Cost (1,000s)	Facility Name (Cont)	Start-At and End-At	Cost (1,000s)
Via (Boulder)	Accessible Minivan Replacements (FY17 Small Urban)	\$82	SRC	Vehicle Replacement (FY19 Large Urban)	\$42	VIA	Mobility Management (FY20 Small Urban)	\$419
SRC (Arapahoe Co)	Cutaway Replacements (FY17 Large Urban)	\$124	SRC	Bus Replacement (FY19 Large Urban)	\$72	VIA	Operating (FY20 Small Urban)	\$248
SRC (Adams Co)	Cutaway and Sedan Replacements (FY17 Large Urban)	\$153	SRC	Bus Replacement (FY19 Large Urban)	\$124	VIA	4 Vehicle Replacement (FY 20 Small Urban)	\$273
Via Mobility Services	Bus replacement (FY19 Small Urban)	\$105	VIA	Bus Replacement (FY19 Small Urban)	\$38	VIA	2 Van Replacement (FY20 Small Urban)	\$117
Easter Seals	Minivan replacement (FY19 Large Urban)	\$38	VIA	Bus Replacement (FY19 Small Urban)	\$59	Continuum of Colorado	Operating (FY21)	\$135
Seniors Resource Center	Bus Replacement (FY19 Large Urban)	\$408	Adams County	Mobility Management (FY20)	\$108	VIA	Operating (FY21 Small Urban)	\$489
Via	Mobility Management (FY19 Small Urban)	\$285	Broomfield	1 Vehicle Expansion (FY20)	\$54	VIA	Operating (FY21 Small Urban)	\$429
Via	Operating (FY19 Small Urban)	\$255	Broomfield	Equipment (FY20)	\$25	VIA	2 Replacement Vehicles (FY21 Small Urban)	\$180
Continuum of Colorado	Operating (FY18)	\$80	DRMAC	Mobility Management (FY20)	\$288	VIA	Operating (FY22 Small Urban)	\$184
Via	Operating (FY19 Small Urban)	\$168	SRC	Mobility Management (FY20)	\$439	VIA	Mobility Management (FY22 Small Urban)	\$573

ATTACHMENT 1

Administrative Modification – April 2023

2022-2025 Transportation Improvement Program

Facility Name	Start-At and End-At	Cost (1,000s)	Facility Name (Cont)	Start-At and End-At	Cost (1,000s)	Facility Name (Cont)	Start-At and End-At	Cost (1,000s)
Via	Mobility Management (FY19 Small Urban)	\$418	SRC	Operating (FY20)	\$385	VIA	One BOC Replacement (FY22 Small Urban)	\$144
Via	Mobility Management (FY19 Large Urban)	\$227	SRC	Van Expansion (FY20)	\$83	Laradon Hall Society	3 Replacement Vehicles (FY22 Small Urban)	\$176
Seniors Resource Center	Mobility Management (FY19 Large Urban)	\$248	SRC	BOC Expansion (FY20)	\$73	VIA	4 Replacement Vans (FY22 Small Urban)	\$315
Seniors Resource Center	Operating (FY19 Large Urban)	\$273	VIA	Mobility Management (FY20)	\$192	DDRC	4 Vehicle Replacements (FY23 Small Urban)	\$254
DRMAC	Mobility Management (FY19 Large Urban)	\$250	Douglas County	1 Van Expansion (FY20)	\$48	VIA	2 Vehicle Expansion (FY23 Small Urban)	\$303
Douglas County	Mobility Management (FY19 Large Urban)	\$375	Douglas County	Mobility Management (FY20)	\$395	VIA	Mobility Management (FY23 Small Urban)	\$585
Continuum of Colorado	Operating (FY19 Large Urban)	\$90	Easter Seals	1 BOC Expansion (FY20)	\$52	VIA	Operating (FY23 Small Urban)	\$491
Continuum of Colorado	Vehicle Replacement (FY19 Large Urban)	\$68	Laradon Hall Society	Van Replacement (FY20)	\$103			
Easter Seals Colorado	Vehicle Replacement (FY19 Large Urban)	\$55	Goodwill - Denver	Replacement Vehicle (FY20)	\$55			

Amounts in \$1,000s	Prior Funding	FY22	FY23	FY24	FY25	Future Funding	Total Funding
Federal (5310)		\$1,371	\$1,632	\$0	\$0		
State		\$0	\$0	\$0	\$0		
Local		\$466	\$776	\$0	\$0		
Total	\$34,561	\$1,837	\$2,408	\$0	\$0	\$0	\$38,806

Highlighted projects to be removed.

Revised Project Listing and Funding Table

Facility Name	Start-At and End-At	Cost (1,000s)	Facility Name (Cont)	Start-At and End-At	Cost (1,000s)	Facility Name (Cont)	Start-At and End-At	Cost (1,000s)
Via (Boulder)	Accessible Minivan Replacements (FY17 Small Urban)	\$82	Easter Seals Colorado	Vehicle Replacement (FY19 Large Urban)	\$55	Laradon Hall Society	Van Replacement (FY20)	\$103
SRC (Arapahoe Co)	Cutaway Replacements (FY17 Large Urban)	\$124	SRC	Vehicle Replacement (FY19 Large Urban)	\$42	Goodwill - Denver	Replacement Vehicle (FY20)	\$55
SRC (Adams Co)	Cutaway and Sedan Replacements (FY17 Large Urban)	\$153	SRC	Bus Replacement (FY19 Large Urban)	\$72	VIA	Mobility Management (FY20 Small Urban)	\$419
Via Mobility Services	Bus replacement (FY19 Small Urban)	\$105	SRC	Bus Replacement (FY19 Large Urban)	\$124	VIA	Operating (FY20 Small Urban)	\$248
Easter Seals	Minivan replacement (FY19 Large Urban)	\$38	VIA	Bus Replacement (FY19 Small Urban)	\$38	VIA	4 Vehicle Replacement (FY 20 Small Urban)	\$273
Seniors Resource Center	Bus Replacement (FY19 Large Urban)	\$408	VIA	Bus Replacement (FY19 Small Urban)	\$59	VIA	2 Van Replacement (FY20 Small Urban)	\$117
Via	Mobility Management (FY19 Small Urban)	\$285	Adams County	Mobility Management (FY20)	\$108	Continuum of Colorado	Operating (FY21)	\$135
Via	Operating (FY19 Small Urban)	\$255	Broomfield	1 Vehicle Expansion (FY20)	\$54	VIA	Operating (FY21 Small Urban)	\$489
Continuum of Colorado	Operating (FY18)	\$80	Broomfield	Equipment (FY20)	\$25	VIA	Operating (FY21 Small Urban)	\$429
Via	Operating (FY19 Small Urban)	\$168	DRMAC	Mobility Management (FY20)	\$288	VIA	2 Replacement Vehicles (FY21 Small Urban)	\$180
Via	Mobility Management (FY19 Small Urban)	\$418	SRC	Mobility Management (FY20)	\$439	VIA	Operating (FY22 Small Urban)	\$164
Via	Mobility Management (FY19 Large Urban)	\$227	SRC	Operating (FY20)	\$385	VIA	Mobility Management (FY22 Small Urban)	\$573
Seniors Resource Center	Mobility Management (FY19 Large urban)	\$248	SRC	Van Expansion (FY20)	\$83	VIA	One BOC Replacement (FY22 Small Urban)	\$144
Seniors Resource Center	Operating (FY19 Large Urban)	\$273	SRC	BOC Expansion (FY20)	\$73	Laradon Hall Society	3 Replacement Vehicles (FY22 Small Urban)	\$176
DRMAC	Mobility Management (FY19 Large Urban)	\$250	VIA	Mobility Management (FY20)	\$192	VIA	4 Replacement Vans (FY22 Small Urban)	\$315
Douglas County	Mobility Management (FY19 Large Urban)	\$375	Douglas County	1 Van Expansion (FY20)	\$48	VIA	Mobility Management (FY23 Small Urban)	\$585
Continuum of Colorado	Operating (FY19 Large Urban)	\$90	Douglas County	Mobility Management (FY20)	\$395	VIA	Operating (FY23 Small Urban)	\$491
Continuum of Colorado	Vehicle Replacement (FY19 Large Urban)	\$68	Easter Seals	1 BOC Expansion (FY20)	\$52	Laradon Hall Society	5 Vehicle Replacements (FY23 Small Urban)	\$392
Amounts in \$1,000s	Prior Funding	FY22	FY23	FY24	FY25	Future Funding	Total Funding	
Federal (5310)		\$1,371	\$1,468	\$0	\$0			
State		\$0	\$0	\$0	\$0			
Local		\$466	\$735	\$0	\$0			
Total	\$34,561	\$1,837	\$2,203	\$0	\$0	\$0	\$38,601	

2018-004: Add two new pool projects and \$1,031,000 in federal Section 5339 funding

Existing Project

Title: **Transit Capital Program (FTA 5339)**

Project Type: **Transit Vehicles**

TIP-ID: **2018-004**

STIP-ID:

Open to Public:

Sponsor: **CDOT**

Project Scope

Expend 5339 grant funds on capital transit for urbanized areas.



Affected County(ies)

Regional

Performance Measures

- ☐ Bridge Condition
- ☒ Congestion
- ☐ Freight Reliability
- ☐ Pavement Condition
- ☐ Safety
- ☒ Transit Assets
- ☒ Transit Safety
- ☐ Travel Time Reliability

All pool project funding depicts federal and/or state funding only.

Facility Name	Start-At and End-At	Cost (1,000s)	Facility Name (Cont)	Start-At and End-At	Cost (1,000s)	Facility Name (Cont)	Start-At and End-At	Cost (1,000s)
Via	Electric Charging Station (FY17 Small Urban)	\$120	Via	Bus Replacement (FY19 Low or No Emissions)	\$209	Via	2 Vehicle Replacements (FY21 Small Urban)	\$180
Via	Bus Replacement (FY19 Small Urban)	\$402	Boulder	Bus Replacement (FY19 Small Urban)	\$312			
Amounts in \$1,000s	Prior Funding	FY22	FY23	FY24	FY25	Future Funding	Total Funding	
Federal (5339)		\$0	\$0	\$0	\$0			
State		\$0	\$0	\$0	\$0			
Local		\$0	\$0	\$0	\$0			
Total	\$1,484	\$0	\$0	\$0	\$0	\$0	\$1,484	

Revised Project Listing and Funding Table

Facility Name	Start-At and End-At	Cost (1,000s)	Facility Name (Cont)	Start-At and End-At	Cost (1,000s)	Facility Name (Cont)	Start-At and End-At	Cost (1,000s)
VIA	Electric Charging Station (FY17 Small Urban)	\$120	Boulder	Bus Replacement (FY19 Small Urban)	\$312	VIA	2 Vehicle Expansion (FY23)	\$303
VIA	Bus Replacement (FY19 Small Urban)	\$402	VIA	2 Vehicle Replacements (FY21 Small Urban)	\$180			
VIA	Bus Replacement (FY19 Low or No Emissions)	\$209	VIA	9 Vehicle Replacements (FY23)	\$728			
Amounts in \$1,000s	Prior Funding	FY22	FY23	FY24	FY25	Future Funding	Total Funding	
Federal (5339)		\$0	\$1,031	\$0	\$0			
State		\$0	\$0	\$0	\$0			
Local		\$0	\$258	\$0	\$0			
Total	\$1,484	\$0	\$1,289	\$0	\$0	\$0	\$2,773	

2018-011: Add two new pool projects and \$654,000 in state Water Quality funding

Existing Project

Title: **R1 Permanent Water Quality Pool**

Project Type: **Other Enhancement Projects**

TIP-ID: **2018-011**

STIP-ID:

Open to Public:

Sponsor: **CDOT Region 1**

Project Scope

CDOT R1 pool for permanent water quality projects.



Affected County(ies)
Adams
Arapahoe
Broomfield
Denver
Douglas
Jefferson

Performance Measures
<input type="checkbox"/> Bridge Condition
<input type="checkbox"/> Congestion
<input type="checkbox"/> Freight Reliability
<input type="checkbox"/> Pavement Condition
<input type="checkbox"/> Safety
<input type="checkbox"/> Transit Assets
<input type="checkbox"/> Transit Safety
<input type="checkbox"/> Travel Time Reliability

All pool project funding depicts federal and/or state funding only.

Facility Name	Start-At and End-At	Cost (1,000s)	Facility Name (Cont)	Start-At and End-At	Cost (1,000s)	Facility Name (Cont)	Start-At and End-At	Cost (1,000s)
Engineer's Lake Trailhead	74th Ave adjacent to the South Platte River	\$99	Littleton Skunk Hollow Regional Water Quality Facility	Design for 2300 ft of NB Santa Fe Drive	\$60	I-25 and SH-7 Mobility Hub	\$14,000 in Leg-Transit funding in TIP# 2020-100	\$1,249
Federal Blvd	Green infrastructure/Water Quality Facilities	\$1,995	I-76 Water Quality Facilities	York St. to Dahlia St.	\$1,640			
Amounts in \$1,000s	Prior Funding	FY22	FY23	FY24	FY25	Future Funding	Total Funding	
Federal		\$0	\$0	\$0	\$0			
State (Water Qlty)		\$2,000	\$2,000	\$1,249	\$0			
Local		\$0	\$0	\$0	\$0			
Total	\$4,397	\$2,000	\$2,000	\$1,249	\$0	\$0	\$9,646	

Revised Project Listing and Funding Table

Facility Name	Start-At and End-At	Cost (1,000s)	Facility Name (Cont)	Start-At and End-At	Cost (1,000s)	Facility Name (Cont)	Start-At and End-At	Cost (1,000s)
Engineer's Lake Trailhead	74th Ave adjacent to the South Platte River	\$99	I-76 Water Quality Facilities	York St. to Dahlia St.	\$1,640	CO7 Bike Path Widening		\$54
Federal Blvd	Green infrastructure/Water Quality Facilities	\$1,995	I-25 and SH-7 Mobility Hub	\$14,000 in Leg-Transit funding in TIP# 2020-100	\$1,249			
Littleton Skunk Hollow Regional Water Quality Facility	Design for 2300 ft of NB Santa Fe Drive	\$60	12th and Wadsworth Blvd Water Quality Pond		\$600			
Amounts in \$1,000s	Prior Funding	FY22	FY23	FY24	FY25	Future Funding	Total Funding	
Federal		\$0	\$0	\$0	\$0			
State (Water Qlty)		\$2,000	\$2,000	\$1,249	\$654			
Local		\$0	\$0	\$0	\$0			
Total	\$4,397	\$2,000	\$2,000	\$1,249	\$654	\$0	\$10,300	

2018-013: Add new project from 2018-2022 TIP. No change to project scope or cost

New Project

Title: **Westminster Quiet Zones**

Project Type: **Safety**

TIP-ID: **2018-013**

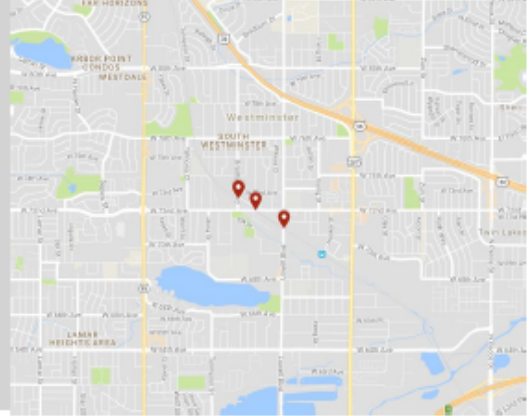
STIP-ID:

Open to Public: **2019**

Sponsor: **Westminster**

Project Scope

Design and construct supplemental safety measures to comply with Federal Railroad Administration requirements to make crossing locations quiet zone compliant. Improvements will be made at Lowell Blvd, W. 72nd Ave, and Bradburn Blvd where they intersect with the BNSF Railway.



Affected Municipality(ies)

Affected County(ies)

Westminster

Adams

Performance Measures

- ☐ Bridge Condition
- ☐ Congestion
- ☐ Freight Reliability
- ☐ Pavement Condition
- ☐ Safety
- ☐ Transit Assets
- ☐ Transit Safety
- ☐ Travel Time Reliability

Amounts in \$1,000s	Prior Funding	FY22	FY23	FY24	FY25	Future Funding	Total Funding
Federal (STBG)		\$0	\$0	\$0	\$0		
State		\$0	\$0	\$0	\$0		
Local		\$0	\$0	\$0	\$0		
Total	\$1,455	\$0	\$0	\$0	\$0	\$0	\$1,455

2020-007: Remove elements within City of Boulder to create a new separate TIP project; \$1,153,000 in federal CMAQ, \$340,000 in state Legislative, and \$1,304,000 in state MMOF funding

Existing Project

Title: **SH-7 Corridor Multimodal Improvements - Preconstruction**

Project Type: **Roadway Operational Improvements**

TIP-ID: **2020-007**

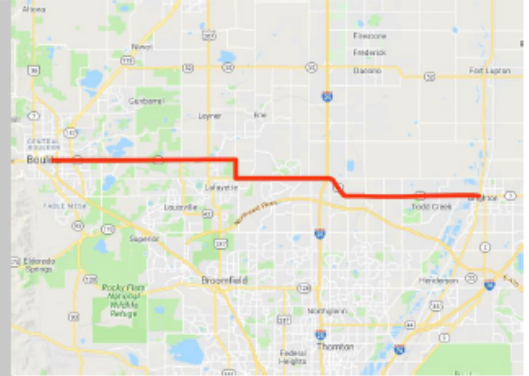
STIP-ID:

Open to Public:

Sponsor: **Broomfield**

Project Scope

Develop preliminary and environmental engineering and identify ROW and utility needs on SH-7 from Folsom St. in Boulder to US-85 in Brighton. Perform design and environmental work associated with passenger vehicle, transit, and active transportation improvements at six locations along the SH-7 corridor.



Affected Municipality(ies)

Boulder
Brighton
Broomfield
Erie
Lafayette
Thornton
Unincorporated

Affected County(ies)

Adams
Boulder
Broomfield

Performance Measures

- ☐ Bridge Condition
- ☒ Congestion
- ☒ Freight Reliability
- ☒ Pavement Condition
- ☒ Safety
- ☒ Transit Assets
- ☐ Transit Safety
- ☒ Travel Time Reliability

Amounts in \$1,000s	Prior Funding	FY22	FY23	FY24	FY25	Future Funding	Total Funding
Federal		\$0	\$0	\$0	\$0		
Federal (CMAQ)		\$0	\$0	\$642	\$2,371		
Federal (STBG)		\$2,400	\$800	\$0	\$0		
State		\$0	\$0	\$0	\$0		
State (Leg)		\$0	\$0	\$0	\$570		
State (MMOF)		\$0	\$0	\$853	\$3,854		
State (R P P)		\$300	\$100	\$217	\$583		
Local		\$300	\$100	\$0	\$685		
Total	\$6,000	\$3,000	\$1,000	\$1,712	\$8,063	\$0	\$19,775

Revised Funding Table

Amounts in \$1,000s	Prior Funding	FY22	FY23	FY24	FY25	Future Funding	Total Funding
Federal		\$0	\$0	\$0	\$0		
Federal (CMAQ)		\$0	\$0	\$436	\$1,424		
Federal (STBG)		\$2,400	\$800	\$0	\$0		
State		\$0	\$0	\$0	\$0		
State (Leg)		\$0	\$0	\$0	\$230		
State (MMOF)		\$0	\$0	\$583	\$2,820		
State (R P P)		\$300	\$100	\$148	\$652		
Local		\$300	\$100	\$0	\$515		
Total	\$6,000	\$3,000	\$1,000	\$1,167	\$5,641	\$0	\$16,808

2020-079: Add nine pool projects, adjust prior funding, and add \$2,000,000 in FY23 FASTER-Transit funds

Existing Project

Title: **Human Services Transportation/FASTER Set-Aside**

Project Type: **Bus Service Projects (New)**

TIP-ID: **2020-079**

STIP-ID:

Open to Public:

Sponsor: **DRCOG**

Project Scope

TIP Set-Aside that funds underfunded and underserved trips and rolling stock expansion to improve service and mobility for older adults and people with disabilities.



Affected County(ies)

Regional

Performance Measures

- ☐ Bridge Condition
- ☒ Congestion
- ☐ Freight Reliability
- ☐ Pavement Condition
- ☐ Safety
- ☒ Transit Assets
- ☒ Transit Safety
- ☐ Travel Time Reliability

Highlighted project
to be removed.

All pool project funding depicts federal and/or state funding only.

Facility Name	Start-At and End-At	Cost (1,000s)	Facility Name (Cont)	Start-At and End-At	Cost (1,000s)	Facility Name (Cont)	Start-At and End-At	Cost (1,000s)
	Boulder County - Operating (FY20) - \$177			VIA - Operating (FY21-22) - \$500	\$0		Douglas County - Mobility Management (FY23) - \$248	\$0
	City of Boulder - Operating (FY20) - \$17			A Little Help - Mobility Management (FY21-22) - \$45	\$0		DRMAC - Mobility Management (FY23) - \$74	\$0
	VIA - Operating (FY20) - \$43			Douglas County - Mobility Management (FY21-22) - \$287	\$0		Firestone - Operating (FY23) - \$32	\$0
	VIA - Capital Replacement-BOC (FY20) - \$87			DRMAC - Mobility Management (FY21-22) - \$87	\$0		VIA - Capital Facilities (FY23) - \$600	\$0
	VIA - Capital Replacement-Van (FY20) - \$56			VIA - Mobility Management (FY21-22) - \$100	\$0		VIA - Mobility Management (FY23) - \$177	\$0
	Broomfield - Capital 1 Vehicle Expansion (FY20) - \$11	\$0		A Little Help - Capital Facilities (FY21-22) - \$25	\$0		VIA - Operating (FY23) - \$116	\$0
	Broomfield - Capital Equipment (FY20) - \$5			VIA - Capital Software (FY21-22) - \$42	\$0		DRCOG - Program Administration (FY23) - \$60	\$0
	DRMAC - Mobility Management (FY20) - \$60			VIA - Capital Security Cameras (FY21-22) - \$200	\$0	Capital Projects		\$1,527
	Douglas County - Operating (FY20) - \$138			Boulder County - Planning Project (FY21-22) - \$16	\$0	Mobility Management Projects		\$1,129
	DRCOG - Program Administration (FY20) - \$97			A Little Help - Mobility Management (FY23) - \$51	\$0	Operating Projects		\$1,373
	VIA - SRC Fleet Acquisition (FY20) - \$250	\$0		Boulder County - Operating (FY23) - \$200	\$0	Planning Projects		\$16
	VIA - Capital 4 Vehicle Expansion - \$58	\$0		Denver Inner City Parish - Capital 1 Vehicle Expansion (FY23) - \$73	\$0	Program Administration		\$157
	Boulder County - Operating (FY21-22) - \$150	\$0		Douglas County - Capital 2 Vehicle Replacements (FY23) - \$120	\$0			

ATTACHMENT 1

Administrative Modification – April 2023

2022-2025 Transportation Improvement Program

Amounts in \$1,000s	Prior Funding	FY22	FY23	FY24	FY25	Future Funding	Total Funding
Federal		\$0	\$0	\$0	\$0		
State (Faster-T)		\$500	\$1,000	\$0	\$0		
Local		\$125	\$676	\$0	\$0		
Total	\$3,579	\$625	\$1,676	\$0	\$0	\$0	\$5,880

Revised Project Listing and Funding Table

Facility Name	Start-At and End-At	Cost (1,000s)	Facility Name (Cont)	Start-At and End-At	Cost (1,000s)	Facility Name (Cont)	Start-At and End-At	Cost (1,000s)
	Boulder County - Operating (FY20) - \$177			Douglas County - Mobility Management (FY21-22) - \$287	\$0		VIA - Operating (FY23) - \$116	\$0
	City of Boulder - Operating (FY20) - \$17			DRMAC - Mobility Management (FY21-22) - \$74	\$0		A Little Help - Capital - Software (FY24) - \$25	\$0
	VIA - Operating (FY20) - \$43			VIA - Mobility Management (FY21-22) - \$100	\$0		A Little Help - Mobility Management (FY24) - \$40	\$0
	VIA - Capital Replacement-BOC (FY20) - \$87			A Little Help - Capital Facilities (FY21-22) - \$25	\$0		Boulder County - Mobility Management (FY24) - \$40	\$0
	VIA - Capital Replacement-Van (FY20) - \$56			VIA - Capital Software (FY21-22) - \$42	\$0		DRMAC - Mobility Management (FY24) - \$74	\$0
	Broomfield - Capital 1 Vehicle Expansion (FY20) - \$11	\$0		VIA - Capital Security Cameras (FY21-22) - \$242	\$0		Douglas County - Mobility Management (FY24) - \$162	\$0
	Broomfield - Capital Equipment (FY20) - \$5			A Little Help - Mobility Management (FY23) - \$34	\$0		DRCOG - Mobility Management (FY24) - \$900	\$0
	DRMAC - Mobility Management (FY20) - \$60			Boulder County - Operating (FY23) - \$200	\$0		Erie - Operating (FY24) - \$200	\$0
	Douglas County - Operating (FY20) - \$138			Denver Inner City Parish - Capital 1 Vehicle Expansion (FY23) - \$73	\$0		VIA - Operating (FY24) - \$515	\$0
	DRCOG - Program Administration (FY20) - \$97			Douglas County - Capital 2 Vehicle Replacements (FY23) - \$120	\$0		DRCOG - Program Administration (FY24) - \$200	\$0
	VIA - SRC Fleet Acquisition (FY20) - \$250	\$0		Douglas County - Mobility Management (FY23) - \$248	\$0	Capital Projects		\$1,594
	VIA - Capital 4 Vehicle Expansion - \$58	\$0		DRMAC - Mobility Management (FY23) - \$63	\$0	Mobility Management Projects		\$2,272
	Boulder County - Operating (FY21-22) - \$150	\$0		Firestone - Operating (FY23) - \$32	\$0	Operating Projects		\$2,088
	VIA - Operating (FY21-22) - \$500	\$0		VIA - Capital Facilities (FY23) - \$600	\$0	Program Administration		\$297
	A Little Help - Mobility Management (FY21-22) - \$45	\$0		VIA - Mobility Management (FY23) - \$145	\$0			

Amounts in \$1,000s	Prior Funding	FY22	FY23	FY24	FY25	Future Funding	Total Funding
Federal		\$0	\$0	\$0	\$0		
State (Faster-T)		\$500	\$1,000	\$2,000	\$0		
Local		\$125	\$811	\$929	\$0		
Total	\$3,587	\$625	\$1,811	\$2,929	\$0	\$0	\$8,952

2020-080: Add one new pool project and \$212,000 in state Settlement Fund funding

Existing Project

Title: **CDOT Trust Settlement Pool**

Project Type: **Transit Vehicles**

TIP-ID: **2020-080**

STIP-ID:

Open to Public:

Sponsor: **CDOT**

Project Scope

The pool funds projects from a settlement with a car manufacturer. The funds will be used to reduce air pollution in Colorado.



Affected County(ies)
Regional

Performance Measures
<input type="checkbox"/> Bridge Condition
<input checked="" type="checkbox"/> Congestion
<input type="checkbox"/> Freight Reliability
<input type="checkbox"/> Pavement Condition
<input type="checkbox"/> Safety
<input checked="" type="checkbox"/> Transit Assets
<input checked="" type="checkbox"/> Transit Safety
<input type="checkbox"/> Travel Time Reliability

All pool project funding depicts federal and/or state funding only.

Facility Name	Start-At and End-At	Cost (1,000s)	Facility Name (Cont)	Start-At and End-At	Cost (1,000s)	Facility Name (Cont)	Start-At and End-At	Cost (1,000s)
RTD	Purchase 15 Battery Electric Bus Replacements (FY20)	\$0	RTD	12 Battery Electric Chargers w/ Infrastructure (FY20)	\$0	Boulder	4 Electric Bus Chargers (FY21)	\$340
Boulder	Electric Bus (FY20)	\$483	Boulder	4 Electric Bus Replacements (FY21)	\$1,745	Via	Electric Bus Replacement (FY21)	\$167
Amounts in \$1,000s	Prior Funding	FY22	FY23	FY24	FY25	Future Funding	Total Funding	
Federal		\$0	\$0	\$0	\$0			
State (STF)		\$0	\$0	\$0	\$0			
Local		\$0	\$0	\$0	\$0			
Total	\$2,735	\$0	\$0	\$0	\$0	\$0	\$2,735	

Revised Project Listing and Funding Table

Facility Name	Start-At and End-At	Cost (1,000s)	Facility Name (Cont)	Start-At and End-At	Cost (1,000s)	Facility Name (Cont)	Start-At and End-At	Cost (1,000s)
RTD	Purchase 15 Battery Electric Bus Replacements (FY20)	\$0	Boulder	4 Electric Bus Replacements (FY21)	\$1,745	VIA	Vehicles (FY23)	\$212
Boulder	Electric Bus (FY20)	\$483	Boulder	4 Electric Bus Chargers (FY21)	\$340			
RTD	12 Battery Electric Chargers w/ Infrastructure (FY20)	\$0	VIA	Electric Bus Replacement (FY21)	\$167			
Amounts in \$1,000s	Prior Funding	FY22	FY23	FY24	FY25	Future Funding	Total Funding	
Federal		\$0	\$0	\$0	\$0			
State (STF)		\$0	\$212	\$0	\$0			
Local		\$0	\$0	\$0	\$0			
Total	\$2,735	\$0	\$212	\$0	\$0	\$0	\$2,947	

2022-025: Add 14 new pool projects, adjust prior funding, and add \$1,260,000 in federal 5310 funding

Existing Project

Title: **Enhanced Mobility of Seniors and Individuals with Disabilities (FTA 5310 - DRCOG)**

TIP-ID: **2022-025**

STIP-ID:

Open to Public:

Project Type: **Transit Operational Improvements**

Sponsor: **DRCOG**

Project Scope

Funds will be used for Mobility Management and activities such as purchase of vans and operating assistance for door-to-door service for older adults and people with disabilities. This pool contains FY 2021-current pool projects selected by DRCOG. For small urban and FY 2020 and previous CDOT-sponsored FTA Section 5310 projects see TIP# 2012-107).



Affected County(ies)

Regional

Performance Measures

- ☐ Bridge Condition
- ☒ Congestion
- ☐ Freight Reliability
- ☐ Pavement Condition
- ☒ Safety
- ☒ Transit Assets
- ☒ Transit Safety
- ☐ Travel Time Reliability

All pool project funding depicts federal and/or state funding only.

Facility Name	Start-At and End-At	Cost (1,000s)	Facility Name (Cont)	Start-At and End-At	Cost (1,000s)	Facility Name (Cont)	Start-At and End-At	Cost (1,000s)
Douglas County	Mobility Management (FY21)	\$387	VIA	Operating (FY21)	\$859	Laradon Hall Society	4 Replacement Vehicles (FY23)	\$227
DRCOG	Ride Alliance Annual Maintenance (FY21)	\$57	VIA	Mobility Management (FY21)	\$344	Laradon Hall Society	Operating (FY23)	\$187
DRMAC	Mobility Management (FY21)	\$395	VIA	Software Purchase (FY21)	\$170	DRMAC	Mobility Management (FY23)	\$297
Lakewood	Operating (FY21)	\$52	Englewood	Capital Projects - Facilities (FY23)	\$220	VIA	Mobility Management (FY23)	\$222
Laradon Hall Society	Operating (FY21)	\$62	Lakewood	Operating (FY23)	\$80	VIA	Operating (FY23)	\$207
Laradon Hall Society	3 Replacement Vehicles (FY21)	\$169	Douglas County	Mobility Management (FY23)	\$223			

Amounts in \$1,000s	Prior Funding	FY22	FY23	FY24	FY25	Future Funding	Total Funding
Federal (5310)		\$1,800	\$1,643	\$1,800	\$1,800		
State		\$0	\$0	\$0	\$0		
Local		\$450	\$735	\$450	\$450		
Total	\$692	\$2,250	\$2,378	\$2,250	\$2,250	\$0	\$9,820

Revised Project Listing and Funding Table

Facility Name	Start-At and End-At	Cost (1,000s)	Facility Name (Cont)	Start-At and End-At	Cost (1,000s)	Facility Name (Cont)	Start-At and End-At	Cost (1,000s)
Douglas County	Mobility Management (FY21)	\$387	Douglas County	Mobility Management (FY23)	\$223	Douglas County	Capital - EV Charging Station (FY24)	\$44
DRCOG	Ride Alliance Annual Maintenance (FY21)	\$54	Laradon Hall Society	4 Replacement Vehicles (FY23)	\$227	Douglas County	Mobility Management (FY24)	\$301
DRMAC	Mobility Management (FY21)	\$395	Laradon Hall Society	Operating (FY23)	\$187	Easter Seals	1 Expansion Vehicle (FY24)	\$54
Lakewood	Operating (FY21)	\$52	DRMAC	Mobility Management (FY23)	\$297	Jewish Family Service	1 Expansion Vehicle (FY24)	\$54
Laradon Hall Society	Operating (FY21)	\$62	VIA	Mobility Management (FY23)	\$222	Laradon Hall	2 Replacement Vehicles (FY24)	\$153
Laradon Hall Society	3 Replacement Vehicles (FY21)	\$169	VIA	Operating (FY23)	\$207	Laradon Hall	Operating (FY24)	\$139
VIA	Operating (FY21)	\$859	AbleLight	2 Replacement Vehicles (FY24)	\$170	VIA	Operating (FY24)	\$969
VIA	Mobility Management (FY21)	\$344	Lakewood	Operating (FY24)	\$60	VIA	Mobility Management (FY24)	\$472
VIA	Software Purchase (FY21)	\$170	Lakewood	2 Replacement Vehicles (FY24)	\$247	DRCOG	Program Administration (FY24)	\$293
Englewood	Capital Projects - Facilities (FY23)	\$220	DRMAC	Mobility Management (FY24)	\$297			
Lakewood	Operating (FY23)	\$60	Douglas County	1 Expansion Vehicle (FY24)	\$124			
Amounts in \$1,000s	Prior Funding	FY22	FY23	FY24	FY25	Future Funding	Total Funding	
Federal (5310)		\$2,067	\$2,636	\$1,800	\$1,800			
State		\$0	\$0	\$0	\$0			
Local		\$927	\$1,391	\$450	\$450			
Total	\$3,859	\$2,994	\$4,027	\$2,250	\$2,250	\$0	\$15,380	

2022-041: Replace \$700,00 in Safety funding with \$700,000 in RPP funding

Existing Project

Title: **Wadsworth Blvd. Shared-Use Path: 32nd Ave. to 35th Ave.**

Project Type: **Bicycle and Pedestrian Projects (New)**

TIP-ID: **2022-041**

STIP-ID:

Open to Public: **2026**

Sponsor: **Wheat Ridge**

Project Scope

Construct a shared-use path from 32nd Ave. to 35th Ave., pedestrian lighting, bus stop improvements, and improvements at 32nd Ave. intersection.



Affected Municipality(ies)	Affected County(ies)	Project Phases		Performance Measures	
Wheat Ridge	Jefferson	Year	Phase	<input type="checkbox"/> Bridge Condition	
		2024	Initiate Environmental	<input checked="" type="checkbox"/> Congestion	
		2025	Initiate Construction	<input type="checkbox"/> Freight Reliability	
				<input type="checkbox"/> Pavement Condition	
				<input checked="" type="checkbox"/> Safety	
				<input type="checkbox"/> Transit Assets	
				<input type="checkbox"/> Transit Safety	
				<input type="checkbox"/> Travel Time Reliability	

Amounts in \$1,000s	Prior Funding	FY22	FY23	FY24	FY25	Future Funding	Total Funding
Federal		\$0	\$0	\$0	\$0		
Federal (CMAQ)		\$0	\$0	\$750	\$2,000		
State		\$0	\$0	\$0	\$0		
State (MMOF)		\$0	\$0	\$1,250	\$2,500		
State (Safety)		\$0	\$0	\$200	\$500		
Local		\$0	\$0	\$300	\$0		
Total	\$0	\$0	\$0	\$2,500	\$5,000	\$0	\$7,500

Revised Funding Table

Amounts in \$1,000s	Prior Funding	FY22	FY23	FY24	FY25	Future Funding	Total Funding
Federal		\$0	\$0	\$0	\$0		
Federal (CMAQ)		\$0	\$0	\$750	\$2,000		
State		\$0	\$0	\$0	\$0		
State (MMOF)		\$0	\$0	\$1,250	\$2,500		
State (R P P)		\$0	\$0	\$200	\$500		
Local		\$0	\$0	\$300	\$0		
Total	\$0	\$0	\$0	\$2,500	\$5,000	\$0	\$7,500

New Project: Add new project for the elements of the CO7 corridor within the City of Boulder (see TIPID# 2020-007 for the non-City of Boulder portions of the larger project)

New Project

Title: **Arapahoe Ave Multimodal Improvements: 28th-Foothills - Precon**

Project Type: **Roadway Operational Improvements**

TIP-ID: **Request**

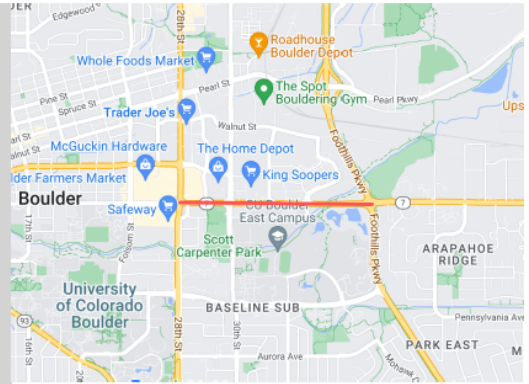
STIP-ID:

Open to Public:

Sponsor: **Boulder**

Project Scope

Develop preliminary and environmental engineering and identify ROW and utility needs on SH-7 from 28th St to Foothills Pkwy in Boulder. Perform design and environmental work associated with passenger vehicle, transit, and active transportation improvements along the SH-7 corridor. Note: work outside the City of Boulder included in TIP# 2020-007



Affected Municipality(ies)

Boulder

Affected County(ies)

Boulder

Project Phases

Year	Phase
2024	Initiate Design
2025	Initiate Design

Performance Measures

<input type="checkbox"/>	Bridge Condition
<input checked="" type="checkbox"/>	Congestion
<input checked="" type="checkbox"/>	Freight Reliability
<input checked="" type="checkbox"/>	Pavement Condition
<input checked="" type="checkbox"/>	Safety
<input checked="" type="checkbox"/>	Transit Assets
<input type="checkbox"/>	Transit Safety
<input checked="" type="checkbox"/>	Travel Time Reliability

Amounts in \$1,000s	Prior Funding	FY22	FY23	FY24	FY25	Future Funding	Total Funding
Federal		\$0	\$0	\$0	\$0		
Federal (CMAQ)		\$0	\$0	\$206	\$947		
State		\$0	\$0	\$0	\$0		
State (Leg)		\$0	\$0	\$0	\$340		
State (MMOF)		\$0	\$0	\$270	\$1,034		
Local		\$0	\$0	\$69	\$101		
Total	\$0	\$0	\$0	\$545	\$2,422	\$0	\$2,967