



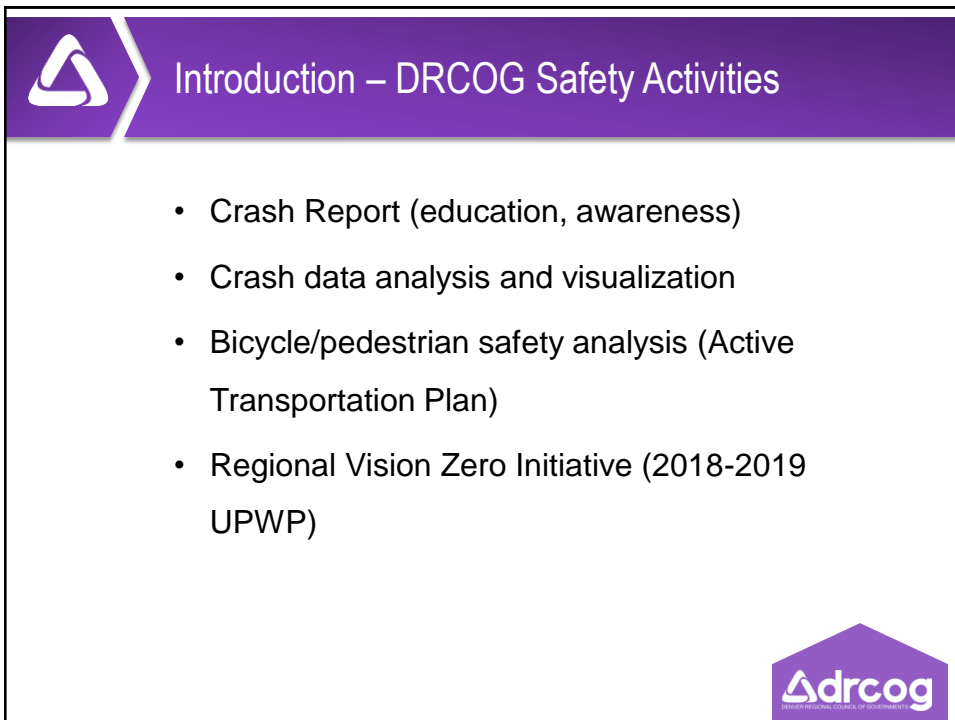
Adrcog
DENVER REGIONAL COUNCIL OF GOVERNMENTS




FAST Act Safety Performance Measures & Targets


Presented by:
Jacob Riger, AICP
Transportation Planning
and Operations

Board of Directors
October 18, 2017




 Introduction – DRCOG Safety Activities

- Crash Report (education, awareness)
- Crash data analysis and visualization
- Bicycle/pedestrian safety analysis (Active Transportation Plan)
- Regional Vision Zero Initiative (2018-2019 UPWP)










Safety Measures Target Setting

Measure Area	Performance Measures
Safety	<ul style="list-style-type: none"> • Number of fatalities • Fatalities per million vehicle miles traveled • Number of serious injuries • Serious injuries per million vehicle miles traveled • Number of non-motorized fatalities and non-motorized serious injuries

Process Requirements – Safety Targets

- CDOT 2018 Targets: Set August 2017
- DRCOG 2018 Targets: Due by February 27, 2018
- 2018 Target: 2014-2018 five year average
 - 2019 Target: 2015-2019 five year average
- DRCOG reports to CDOT; CDOT reports to FHWA
 - 2019: Report results for 2018 targets
 - 2020: FHWA assessment response



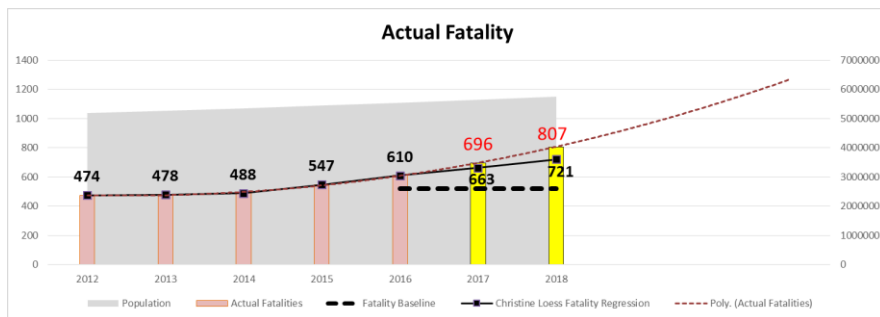


CDOT 2018 Safety Targets

- Fatalities: 610
- Fatality Rate: 1.2 (per 100 million VMT)
- Serious Injuries: 3,350
- Serious Injury Rate: 6.79 (per 100 million VMT)
- Non-motorized Fatalities & Serious Injuries: 586

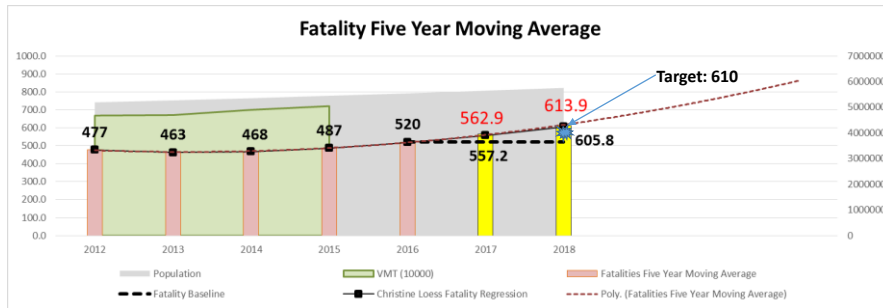


CDOT Statistical Analysis





CDOT Statistical Analysis



DRCOG Safety Targets – Potential Approaches

Setting Targets

- Support CDOT targets
- Set our own targets (recommend)

Calculating Targets

- Several mathematical/policy approaches

Metro Vision Safety Performance Measure

- Less than 100 fatalities by 2040



