

AGENDA

**RTD Accountability Committee
Governance Subcommittee
Monday, January 4, 2021
4:00- 5:00 p.m.
VIDEO/WEB CONFERENCE
Denver, CO**

1. Call to Order
2. December 21, 2020 Meeting Summary
(Attachment A)
3. Briefing on RTD Service Development and Core Network
(Attachment B)
4. Update on the RTD Accountability Committee Preliminary Report
5. Next Steps

ADMINISTRATIVE ITEMS

6. Member Comment/Other Matters
7. **Next meeting: January 18, 2021 at 4:00 p.m.**
8. Adjournment

ATTACH A

SUMMARY
RTD Accountability Committee: Governance Subcommittee
Monday, December 21, 2020
Note: Meeting held virtually via GoToMeeting

Committee members present:

Julie Duran Mullica (Chair)
Jackie Millet
Deyanira Zavala
Troy Whitmore

Others Present: Doug Rex, Ron Papsdorf, Matthew Helfant, Melinda Stevens, Angie Rivera-Malpiede, Barbara McManus, Debra Baskett, Natalie Shishido, Nicole Carey, Jordan Sanchez, Mac Callison, George Gerstle, Bill Van Meter, Luke Palmisano, Kent Moorman, Noah Stout, Melanie Choquette, Shelly Cook.

Chair Mullica called the meeting to order at 4:01 p.m.

December 7, 2020 Meeting Summary

Meeting summary was submitted. No revisions were requested.

Briefing on the RTD Governance Roundtable discussion with technical staff

Doug Rex provided a summary of the conversation held as part of a roundtable discussion with technical staff and other partners within the RTD service area. The meeting was requested by the Governance Subcommittee in order get thoughts/feedback on the governance concepts currently being investigated. The meeting was held on Friday, December 18 with 35 participants. Below are comments/insights from subcommittee members on the various topics discussed at the December 18 roundtable:

- Subregional concept?
 - Jackie Millet: agreed with a comment that was made at the roundtable about the importance of adding members to the subregional councils that are users of the system and not just elected officials like the DRCOG model.
 - Doug: a participant commented that maybe inviting Local Coordinating Councils (LCCs) to participate on the subregional councils would be a good idea
 - Deya Zavala: reminded the subcommittee that LCCs do not exist in every county and may not have the capacity to participate in every circumstance. However, it will be important to ensure transit users are active participants on the subregional transit councils
- Geography of transit councils?
 - Jackie Millet: Recalled that county staff felt the subregions in the DRCOG model were very useful from a coordination perspective. However, it is still unanswered what RTD staff's comfort level is with the subregional concept.
 - Bill Van Meter: While he indicated he didn't have a complete answer to the question, the initial feedback he has received from staff is that the most manageable number of subregional councils would be four or five. While he was not formally speaking for RTD on the issue, he did say that staff is open to the concept, in general. He further

acknowledged that staff is excited about closing the communication gap with local governments and other stakeholders.

- Chair Mullica: Need to make sure that all county/subregional councils can be successful understanding that not all counties have the same amount of resources available.
- Troy Whitmore: Mentioned UTA's model might be worth further exploration. The model utilizes an advisory council that oversees the three-member board of trustees.
- Other RTD governance issues?
 - Doug Rex: Noted that at the December 18 roundtable, a participant noted that public comment was only available at the RTD Board meetings and not at RTD's committee meetings. Would it be valuable to extend public comment to the committee meetings, as well?
 - Troy Whitmore and Angie Rivera-Malpiede both commented that the idea is worth discussing. Ms. Rivera-Malpiede did note that RTD's process is consistent with other governing committees that receive public comment at Board meetings. She also noted that RTD Board directors go out and talk with their constituents before Board meetings.
 - Deya Zavala: Based on her experience and working with community organizers on affordable fares, it was sometimes unclear at what point in time they needed to go to the RTD Board to provide input prior to the decision being made. Ms. Zavala noted that we just need to be aware of how that is received/perceived from community residents.

Next Steps

- Presentation from RTD on service development and the core system.
- Work with RTD on a possible travel-shed analysis
 - Work with regional technical staff to develop recommendation on number and geography of subregional transit councils

Adjournment

The meeting adjourned at 4:54 p.m.

ATTACH B

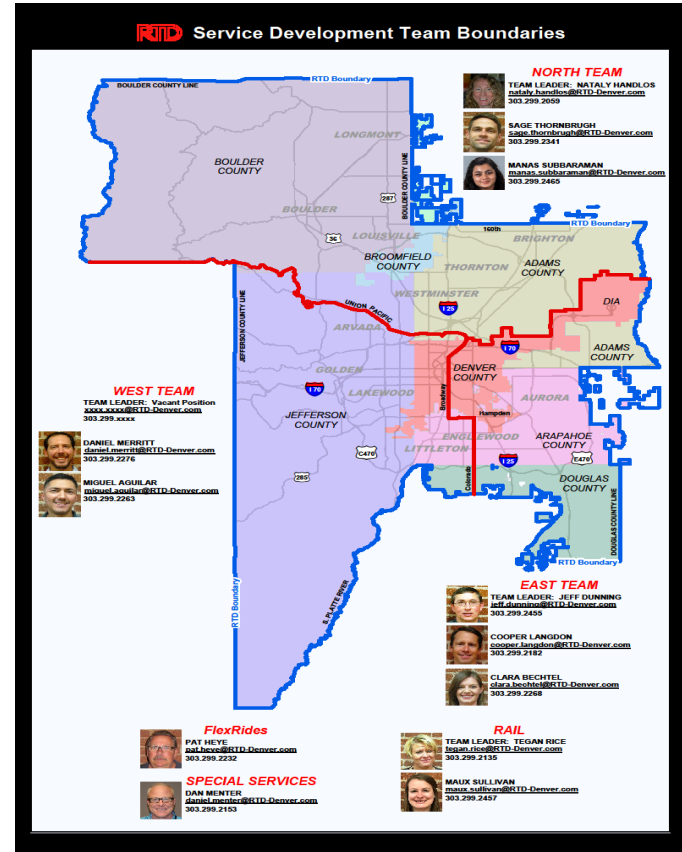


Service Development and Core Network

System Description

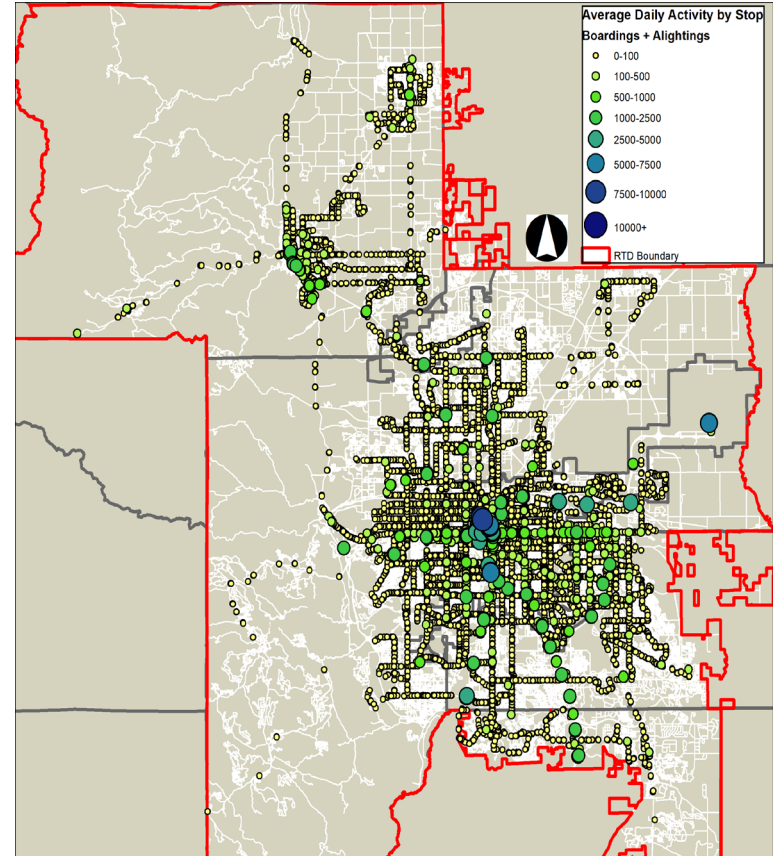
Service Statistics – (Pre COVID)

- 2,342 square miles
- 3.03 million population
- 40 municipalities / 6 counties / 2 city & county jurisdictions
- 127 fixed bus routes / 12 rail lines
- 10,053 bus stops / 76 rail stations
- 114,047 weekday fixed-route scheduled miles
- 43,801,049 annual fixed route service miles



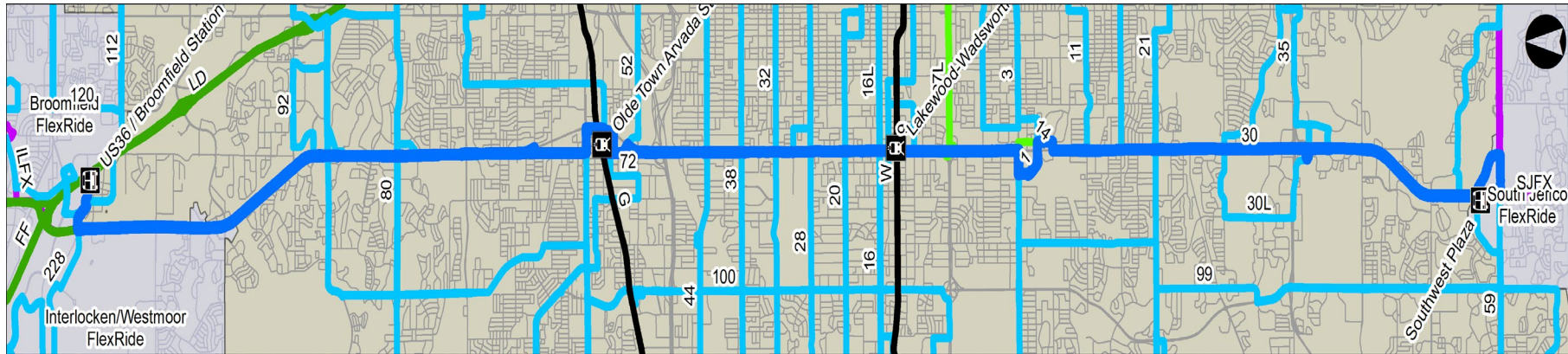
Network of Services

- Modified grid system employing interconnected bus and rail services
- Over 50% of customers transfer at least once



Route 76 – Wadsworth

- **Route 76 serves 6 municipalities, operates in 3 counties**
- **Connecting routes serve 25 municipalities and 6 counties**



Family of Services

- **Rail** – Serving high density corridors
- **Central Business District Local** – Serving the CBD
- **Urban Local** – Serving high residential/employment density areas
- **Suburban Local** – Serving low to medium density suburban areas
- **Regional** – Serving outlying residential/employment centers
- **Flex Ride** – Door-to-PnR serving limited access suburban areas

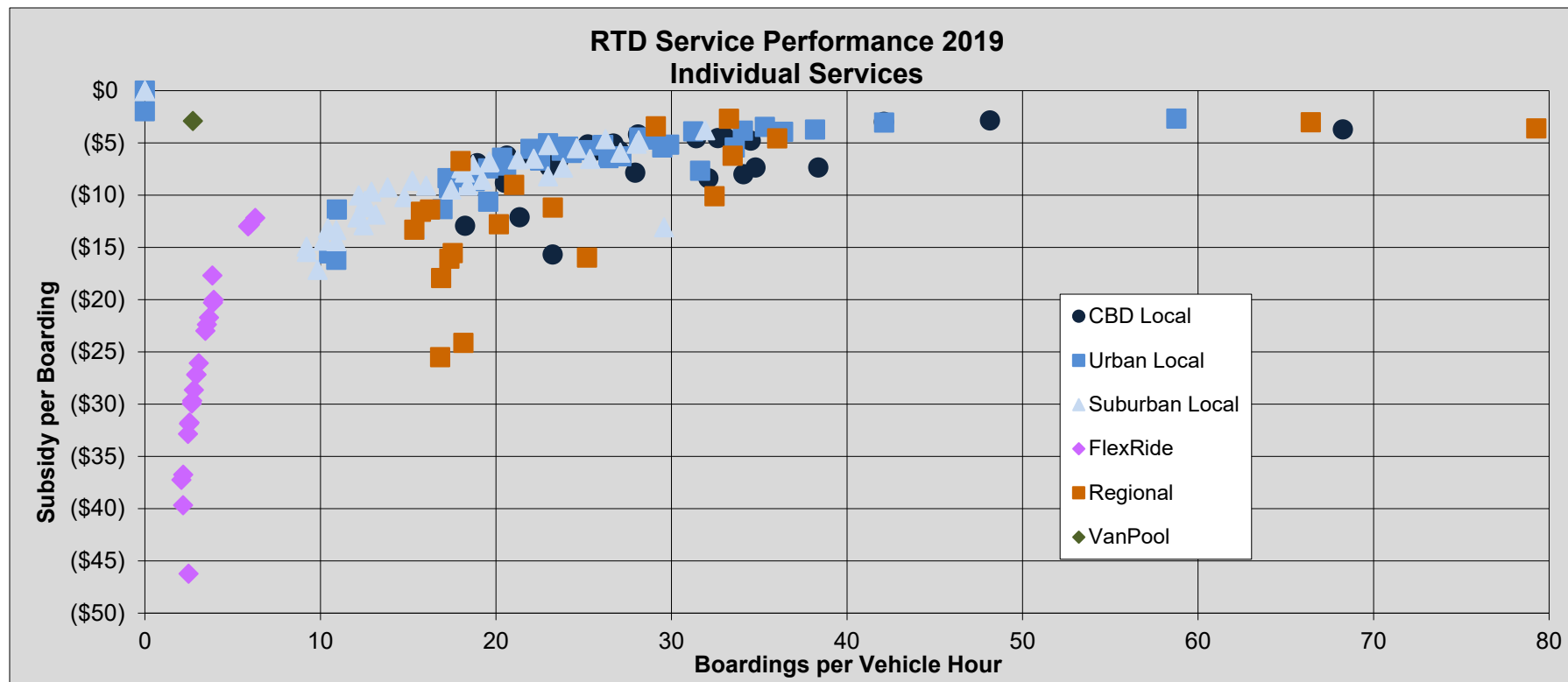


Service Design & Evaluation

- Service Standards
- Cost-effectiveness
 - Annual budget, revenue projections, operator contracts
- Title VI of Civil Rights Act
- American with Disabilities Act (ADA)
- Effect on the overall network
 - Transit dependent markets
- Availability of alternative services
- Respond to demographic changes where service is/not offered



Service Design & Evaluation



Service Evaluation

Year 2019 Service Standards						
Service Class	Subsidy Per Boarding			Boardings Per Hour		
	Average	10% Max	25% Max	Average	10% Min	25% Min
CBD Local	\$4.75	\$8.35	\$6.63	30.9	17.7	24.0
Urban Local	\$4.85	\$9.11	\$7.08	29.1	15.1	21.8
Suburban Local	\$7.41	\$12.43	\$10.04	19.5	10.1	14.6
Regional	\$6.24	\$14.28	\$10.22	32.2	10.4	20.8
FlexRide	\$22.60	\$34.09	\$28.61	3.5	1.9	2.7
Rail	\$10.54	\$17.80	\$14.34	126.5	62.0	92.7
Mall	\$1.25			181.8		
Access-a-Ride&Cab	\$48.44			1.4		
Vanpool	\$2.90			2.7		
System	\$7.03			32.6		
System 2018	\$6.07			31.1		

RTD services operating in multiple counties

0	South Broadway	48	East 48th Avenue / Commerce City	30L	South Federal Limited
1	1st Avenue	49	<Null>	36L	Fort Logan Limited
3	Alameda Avenue	51	Sheridan Blvd	3L	East Alameda Limited
4	Morrison Road	52	W 52nd Avenue / South Bannock	99L	South Kipling Limited
6	East 6th Avenue	53	North Sheridan	FF	Flatiron Flyer
8	North Broadway / Huron	59	West Bowles	GS	Golden / Boulder
9	West 10th Avenue	65	Monaco Parkway	LD	Longmont / Denver
10	East 12th Avenue	66	Arapahoe Road	LX	Longmont I-25 Express
11	Mississippi Avenue	72	72nd Avenue		
12	Downing / N Washington	73	Quebec Street		
14	West Florida Avenue	76	Wadsworth Blvd		
15	East Colfax Avenue	80	80th Avenue		
16	West Colfax Avenue	83	Cherry Creek / Parker		
19	North Pecos	88	Northglenn/Comm City/Central Park		
20	20th Avenue	92	92nd Avenue		
21	Evans Avenue	100	Kipling Street		
24	University Blvd	104	West 104th Avenue		
27	East Yale Avenue	105	Havana Street		
28	28th Avenue	112	West 112th Avenue		
29	Riverbend	120	120th Avenue / Brighton		
30	South Federal Blvd	121	Peoria Street		
31	Federal Blvd	128	Broomfield / Wagon Road		
32	West 32nd Avenue / City Park	153	Chambers Road		
35	Hampden Avenue	169	Buckley Road		
36	Fort Logan	228	Louisville / Broomfield		
37	Smith Road Industrial	483	Parker Road - Lincoln Ave		
38	West 38th Avenue	0L	South Broadway Limited		
40	Colorado Boulevard	120X	Wagon Road / Thornton Express		
42	Montbello via Albrook/GVR	122X	Wagon Road / Civic Center Express		
44	44th Avenue	15L	East Colfax Limited		
45	Montbello via 51st/GVR	169L	Buckley / Tower DIA Limited		
46	South Dahlia	16L	West Colfax Limited		

RTD Services operating in a single county

34	Bruce Randolph Ave	J	Longmont / East Boulder / CU
43	Martin Luther King Blvd	JUMP	Boulder / Lafayette via Arapahoe
55	Olde Town / Arvada Ridge	MALL	Mall Shuttle
67	Ridge Road	NB	Nederland / Boulder
99	South Kipling Street	SKIP	Broadway
125	Youngfield/Ward	TRLV	Englewood Trolley
130	Yale / Buckley	Y	Lyons / Boulder
131	East Iliff / Seven Hills	77	Ken Caryl Avenue
133	Hampden/Tower	401	Highlands Ranch/Mineral
135	Smoky Hill Road	403	Wildcat Crosstown
139	Quincy Avenue	104L	<Null>
157	CCA / Buckley	116X	South Simms Express
204	Table Mesa / Moorhead / North 19th	145X	Brighton / Denver Airport
205	28th St / Gunbarrel / Heatherwood	39L	North Colorado Limited
206	Boulder Junction/ Fairview H.S.	402L	Highlands Ranch Parkway
208	Iris / Valmont	41L	<Null>
209	CU / Mohawk Dr	87L	South Wadsworth Limited
225	Boulder / Lafayette via Baseline	AA	Wagon Road / Denver Airport
236	Boulder Junction / US36 &Table Mesa	AB	Boulder / Denver Airport
323	Skyline Crosstown	AT	Arapahoe County / DIA
324	Main Street	CV	Pine Junction / Conifer / Denver
326	Westside Crosstown	EV	Evergreen / Aspen Park / Denver
327	Eastside Crosstown	P	Parker / Denver
520	<Null>	RX	Brighton / Denver
120L	<Null>		
88L	<Null>		
93L	<Null>		
BOLT	Boulder / Longmont		
BOND	30th Street		
DASH	Boulder / Lafayette via Louisville		
FMR	Free MetroRide		
HOP	Boulder Circulator		



Questions?