

DRCOG's Boomer Bond



Brad Calvert, Metro Vision Manager
(303) 480-6839 / bcalvert@drcog.org



August 20, 2014

Aging Demographics

www.drcog.org

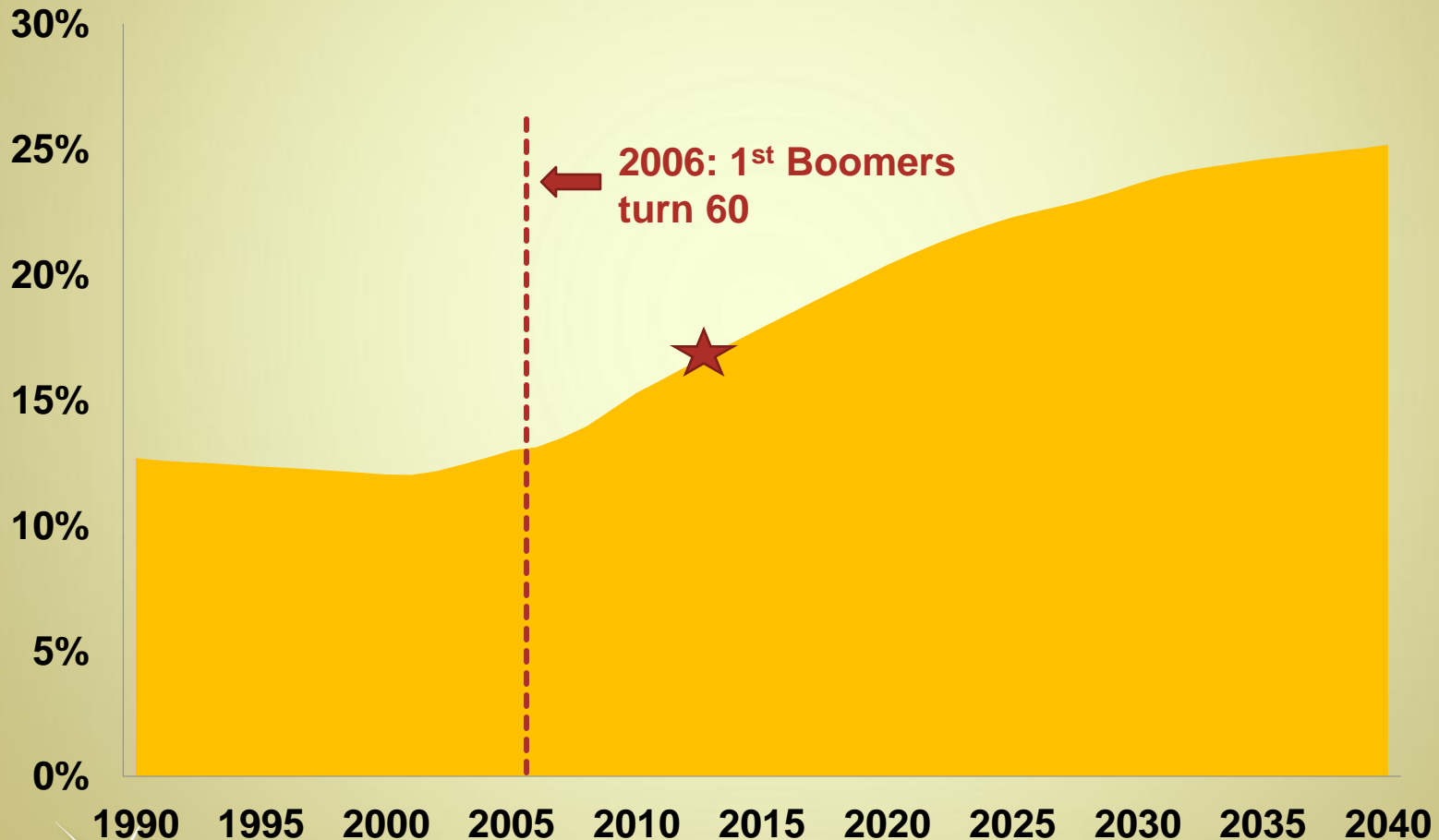
Headlines – State Aging Demographics

- **Colorado's growth in 65+ population 4th fastest nationally (2000 – 2010)**
 - 85+ fastest growing among that group (44%)
 - 60-64 (86%) & 55-59 (69%) leading the way
- **2010-2020 growth rate will be nearly twice as much 2000-2010**
- **Growth in older adult population will outpace other age groups for the next 20 years**

Older Adult Population Growth

Denver Region

■ Percent of Population 60 and Older



60+ Population (2014 – 2024)

Source: Colorado State Demographer, 2013

County	2014	2024	% Change
Adams	68,470	104,709	52.9%
Arapahoe	108,489	161,094	48.5%
Boulder	56,666	84,062	48.3%
Broomfield	10,124	15,912	57.2%
Clear Creek	2,420	3,040	25.6%
Denver	107,160	137,953	28.7%
Douglas	45,279	80,400	77.6%
Gilpin	1,327	1,824	37.5%
Jefferson	122,157	172,357	41.1%
DRCOG Region	522,092	761,351	45.8%

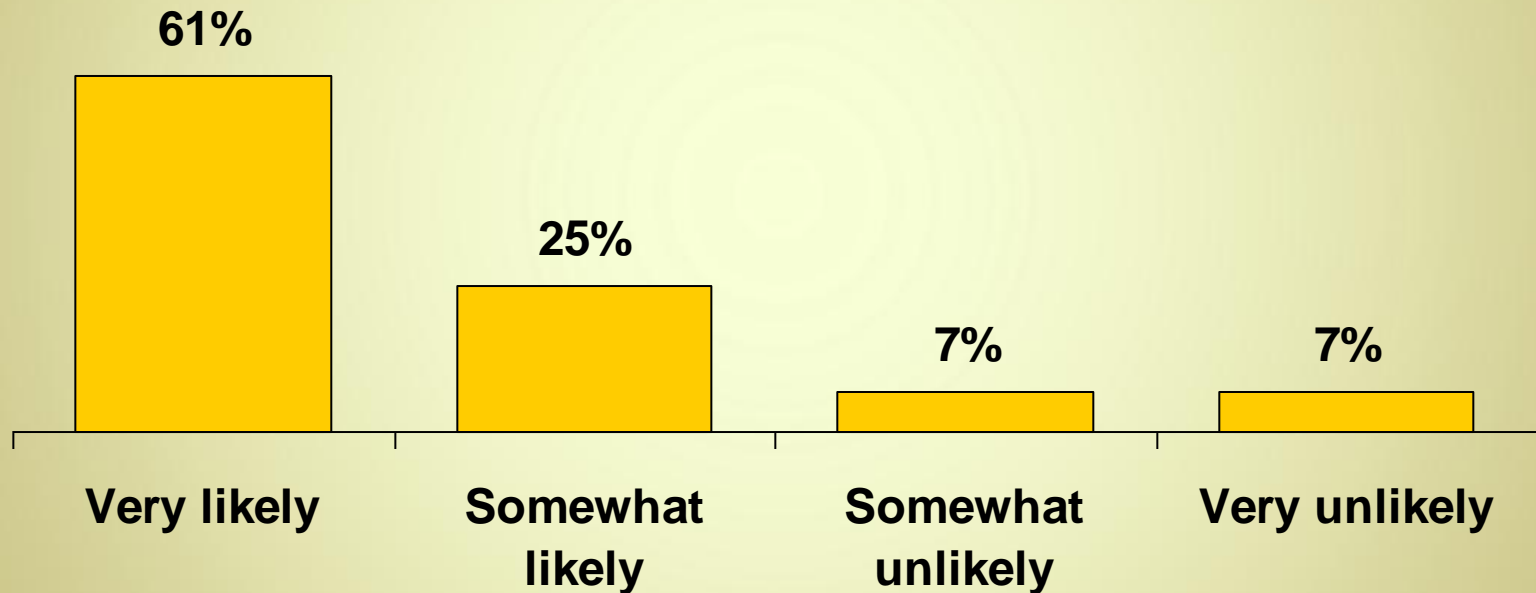
75+ Population (2014 – 2024)

Source: Colorado State Demographer, 2013

County	2014	2024	% Change
Adams	18,518	30,992	67.4%
Arapahoe	28,915	48,727	68.5%
Boulder	14,646	24,909	70.1%
Broomfield	2,846	4,639	63.0%
Clear Creek	440	882	100.5%
Denver	31,707	44,903	41.6%
Douglas	9,138	20,837	128.0%
Gilpin	181	464	156.4%
Jefferson	33,751	54,115	60.3%
DRCOG Region	140,142	230,468	64.5%

Rooted and Staying Put

How likely are you to remain in the community throughout retirement?



53% have lived in their community for more than 20 years

Boomer Bond Project Overview

www.drcog.org

Boomer Bond – Key Elements

1. A community assessment tool to facilitate local dialogue and identify priorities
2. A comprehensive set of policies, strategies and tools for local governments to consider
3. A voluntary recognition program to highlight local efforts
4. A voluntary regional agreement to meet the growing needs of an older adult population



National Recognition

- AARP NPC Consumer and Livable Communities Site Visit
- AARP Foundation / Harvard Joint Center on Housing Studies report
- Governing Magazine: *Creating Livable Communities for All Ages Forum*
- N4A National Conference
- APA National Conference



Boomer Bond Topic Areas

Topic Area	Brief Description
Mobility and Access	Design of public sidewalks, streets, and intersections; available transportation options; access to mixed use districts; and driver safety
Housing	Availability of a variety of affordable housing options; visitability and universal design; programs to support development of housing options
Community Living	Accessible gathering spaces and parks; engagement and volunteer activities; programs to assist in remaining/reentering workforces; safety and security; emergency preparedness
Support Services	Programs to maintain independence; preventive health care; home maintenance and chore services


Why an Assessment Tool?

- “Conversation starter” at the local level (including partners)
- Provide structure to what might be an otherwise overwhelming conversation
- Resource for local staff leading initiative
- First step in defining “problem statement” and/or local priorities for action

EXISTING Public Sidewalk Elements	A LOT of improvement needed	MODERATE improvement needed	A LITTLE improvement needed	Fully accommodated
Continuous sidewalk system providing access to essential services for older adults	<input type="checkbox"/>	<input type="checkbox"/>	<input type="checkbox"/>	<input type="checkbox"/>
Minimum sidewalk width of five feet	<input type="checkbox"/>	<input type="checkbox"/>	<input type="checkbox"/>	<input type="checkbox"/>
ADA ramps at intersections	<input type="checkbox"/>	<input type="checkbox"/>	<input type="checkbox"/>	<input type="checkbox"/>
Visual and physical cues at ramps	<input type="checkbox"/>	<input type="checkbox"/>	<input type="checkbox"/>	<input type="checkbox"/>
Level landings where driveways intersect public sidewalks to retain a level path for pedestrians	<input type="checkbox"/>	<input type="checkbox"/>	<input type="checkbox"/>	<input type="checkbox"/>
Minimal tripping hazards from uneven surface or protruding objects	<input type="checkbox"/>	<input type="checkbox"/>	<input type="checkbox"/>	<input type="checkbox"/>
Signage to direct pedestrians	<input type="checkbox"/>	<input type="checkbox"/>	<input type="checkbox"/>	<input type="checkbox"/>
Buffer between sidewalk and street (e.g. planting strips, on-street parking, bike lanes)	<input type="checkbox"/>	<input type="checkbox"/>	<input type="checkbox"/>	<input type="checkbox"/>

Boomer Bond Toolkit

- Easy transition from assessment to action (*think of documents as a pair*)
- Helps with “what next” questions
- Turning a “NO” to “YES”
- Expandable, current, and locally relevant
- Currently developing an online resource directory



Boomer Bond Communities

Pilot Phase: Lakewood, Lyons, Wheat Ridge

Committed: Centennial, Littleton, Sheridan, Englewood, Longmont, Cherry Creek East (Denver), Arapahoe County

Outside DRCOG: Pikes Peak Area Council of Governments



DRCOG's Role

- **Connect local partners to assessment and implementation resources**
 - Local ownership is critical
- **Assist with process design**
 - Every community is different
- **DRCOG does not evaluate assessment results**
- **Catalog local best practices for sharing with interested jurisdictions**

Early Successes

Littleton

Aging Well Resource Center

- Located in public library
- Opens September 2014



Wheat Ridge

Aging Needs Stakeholder Committee

Aging Population and Needs Assessment Plan



Interested in Participating?

- **Schedule DRCOG staff to present:**
 - Council/Commission Study Session
 - Planning Commission
 - Senior Commission
 - Citizen Advisory Committee
- **Schedule time for one-on-one consultation:**
 - DRCOG Board member / Board Alternate
 - Other elected official
 - Staff

DRCOG's Boomer Bond



Brad Calvert, Metro Vision Manager
(303) 480-6839 / bcalvert@drcog.org



August 20, 2014