

Board Officers

Jackie Millet, Chair
Elise Jones, Vice Chair
Doug Tisdale, Secretary
Bob Roth, Treasurer
Sue Horn, Immediate Past Chair
Jennifer Schaufele, Executive Director

AGENDA
Metro Vision Planning Advisory Committee
Wednesday November 19, 2014
9:00 a.m.- 11:00 a.m.
1290 Broadway
Independence Pass Board Room

1. Call to Order
2. Public Comment
3. October 15, 2014 Meeting Summary
(Attachment A)*

** The meeting summary of the October 27th Joint MVPAC-TAC meeting will be sent out separately.*

ACTION ITEMS

INFORMATIONAL ITEMS

4. Metro Vision 2040 – Housing and Economic Vitality Update
(Attachment B)
Brad Calvert
5. Metro Vision 2040 – Measures and Targets
(Attachment C)
Brad Calvert

ADMINISTRATIVE ITEMS

5. Updates
 - MVPAC Issues Tracking November 19, 2014
6. Member Comment/Other Matters
7. Next Meeting – December 17, 2014 (final meeting of the committee)
8. Adjournment



ATTACHMENT A

MEETING SUMMARY

Metro Vision Planning Advisory Committee (MVPAC) Wednesday, October 15, 2014

MEMBERS PRESENT:

Chris Auxier	Adams County Housing Authority
Erin Fosdick	City of Longmont
Steve Glueck	City of Golden
Randy Harrison	RW Harrison & Associates
Steve Hebert	City of Lone Tree
Leanne Jeffers	Reg. Instit. for Health & Environmental Leadership
Steve Klausing	Denver South Econ. Development Partnership
Glenda Lainis	City of Thornton
Kyle Legleiter	The Colorado Health Foundation
Bryce Merrill	Western States Arts Federation
Lynn Merwin	City and County of Broomfield
Katherine (Kati) Rider	Douglas County
Frederick Rollenhagen	Clear Creek County
Jerome Tinianow	City and County of Denver
Will Toor	Southwest Energy Efficiency Project
Cate Townley	CO Dept. of Public Health and Environment
Glen Van Nimwegen	City of Littleton
Robert Watkins	City of Aurora

Others: Darcie White, Clarion; Kate Cooke, RAQC

DRCOG staff: Brad Calvert, Michele Anderson, Flo Raitano, Anna Garcia, Casey Collins

Call to Order

Chair Steve Glueck called the meeting to order at 9:07 a.m.

Public Comment

No public comment was heard.

Member Comment/Other Matters

No member comment was heard.

Summary of September 17, 2014 Meeting

The summary was accepted.

INFORMATIONAL ITEMS

Metro Vision 2040 – Revised Working Draft

Brad Calvert reviewed the latest working draft of the Metro Vision 2040 (attached in agenda). The committee was asked for further feedback/comments on the revised plan elements.

Summary of overall revisions made since last meeting (in September):

- Changes reflect MVPAC comments (meetings and written comments)
- In Strategies and actions: Made additional references to a broader community response (vs. just urban centers)
- Made numerous additions to local/regional actions – more will be added at today's meeting.

- Some refinements made throughout to clarify strategies vs. actions – will continue to refine in subsequent drafts.

Summary of revisions to sections in draft Metro Vision 2040

Building on Success...

- Refined throughout to place more emphasis on opportunities
- Expanded discussion of the role of older adults as community resources
- Additional details on infill development
- Removal of *Issues on the Horizon* (as discussed previously). Additional emphasis on plan flexibility in previous section (*Metro Vision 20 Years of Progress*)

An Efficient and Predictable Development Pattern

- Expanded introduction: Opportunity for all communities to contribute to regional goals
- Added: Boomer Bond callout box and details related to “regional facilities”
- *Still to come*: Urban center “case studies” and Sustainable Communities Initiative (SCI) overview

A Safe and Resilient Built and Natural Environment

- Clarification of terminology
- Ozone call-out box revised based on comments from RAQC
- Refined water-related strategies (Objective 1.3) to reflect discussion of long-term water availability
- Refined open space related strategies (Objective 2.1) to reflect opportunities for restoration
- Refined Outcome 3 and supporting objectives/strategies to focus more on agricultural lands, industry, and “urban shaping” role of working landscapes
- Refined/expanded Hazard Mitigation section (Outcome 4) to include greater emphasis on coordination and ongoing efforts. Adjusted objective to focus on expansion of wildland-urban interface

Healthy, Inclusive and Livable Communities

- Clarification of terminology in introduction and outcomes
- Refined mobility options discussion (Objective 1.1): safety, connectivity, etc.
- Refined/expanded food access discussion (Objective 1.2) to focus more clearly on aspects of food production, processing, and distribution
- Refined access to care discussion (Objective 2.1) and to reduce emphasis on “major” facilities and expand range of stakeholders
- Refined Objective 2.2 to expand range of stakeholders and emphasize need to build on what’s currently being done at all levels (i.e. community, local, region, state)

Key questions asked of committee

- Some committee members said, at the last MVPAC discussion in September, that the strategies do not reflect potential ways suburban communities can contribute to regional goals. Does this draft adequately addresses this concern?
- Draft includes revisions to incorporate MVPAC water feedback – is more needed?
- Are distinctions between elements focused on food access/agriculture adequate?
- Additional regional and local actions?

Member comments:

General

- Needs more mentions of recreational uses and preservation of wild life areas. Feels that actions under Objective 2.2 on page 40 (redline) are still too urban centers-focused – putting parks in urban centers. Need to speak about parks in general, not just urban centers.
- Likes the reference to support rural town centers, with nuance to WUI.
- (On page 19 – in green callout box) The term “*needed*” density is not applicable to all. Maybe “channel” growth to infill areas. Maybe just delete the word, “needed”--leave as just “density”.
- Should have general statement to encourage density within areas that are well served by transit, even in areas that are not classified as urban center.
- Will we be advised of outcomes of Ad Hoc groups (Housing and Economic Vitality) in December? Brad said both committees sunset November 21. There have been two meetings of the Housing committee so far.
- Will Toor’s BRT article. Will noted RTD is submitting a TIP request for a regional BRT study.

Water

- On page 38 – Objective on water consumption - 1st strategy may be out of place.
- Should change Objective 1.3 from “Reduce Growth in Regional Per-capita Water Consumption” to “Reduce Regional Per-capita Water Consumption”.
- Should have an objective i.e., “Development only occurs where there is adequate long term water service”.
- How strong does DRCOG want to be (on water), what is the Board’s stance. .
- Makes sense to have water in the document. This would be meaningful when Board considers requests for UGB expansion.
- Land speculation is big issue when considering long term water supply issues. Would like to keep language in as is.
- Perhaps put in Efficient Development section. Could also be kept in place as a Local Action – to require adequate water service.
- Could there be more focus on agricultural uses of water; seems to be heavy focus on residential use.
- Maybe add in Local Actions -Encourage innovative irrigation techniques, plant material choices, and other low impact site development techniques, i.e., use of storm water and rain gardens, etc. He noted irrigation in urban areas is by far the biggest resource use.
- Large scale urban farming greenhouses, etc. is increasing per capita water consumption. It is ironic that a slight increase in local water use for this purpose could potentially reduce VMT.
- In Strategy 1.3. Agreed with Will about tying water consumption to requests for UGB expansion. Turn into a strategy - Instead of “requiring”, say “Ensure that it remains viable”. Then have a discussion on having a long term water supply viability in the UGB section.

Measure/Targets

- Do we need consistent base years for measures and targets?
- In reality it is hard to have a consistent base year. It's important only when doing comparisons. Be clear on targets, make sure measures are easily collected.
- Could there be interims for rate of change and quantitative targets? Brad said there could be either.
- Near term is defined as 2020 and long term is 2040.
- It's premature to do targets without seeing measures.
- Who does the measurement of targets-data collection? Local governments are likely not equipped to do. Will DRCOG? Do we need to start funding for this? Brad asked if DRCOG should be able to periodically measure at the regional level?
- What kind of data is available through Urban Sim. Could be helpful in establishing targets.
- Will be very intensive effort to collect data. Who -- How -- How Often?
- On page 31 "Measuring our Progress". Need list of data sources and where data is getting drawn from.
- Even though Metro Vision is a vision document, it needs data sources.
- Need a fourth column to specify what data sources are and how they will be collected. Perhaps publish results in an annual or biannual report to indicate progress.
- Was concerned about measures listed for Objective 1.1. on page 31. *"Promote development patterns and community design features that meet the needs of people of all ages, incomes, and abilities."* He said in TIP criteria, it's a measure of effort, as opposed to measure of need. Only needs one or two measures, don't do too many.
- Maybe use indicators instead of measures?
- For the next meeting on targets and measures at the November MVPAC, a member requested staff indicate where all the other targets and measures that apply would be. Brad said this will ultimately be shown in an indexed section, "Focus on Outcomes".
- Show historical measure-- the past, currently, and in the future.
- Is there a better way to show how strategies address multiple objectives. Which strategies can affect the most outcomes.
- A strategy can fulfill multiple objectives. Can there be a sectional index to show strategies and all the different objectives they impact.

Semi-urban Outcomes/Objectives

- In Objective 2.2 (page 31 redline). *"Limit the total amount of semi-urban development in 2040 to a proportion that does not exceed the current (2006-) proportion approximately 3%".*
 - Doesn't land area make more sense than proportion of population?

- This could be encouraging cluster development. The 3% is a good target.
- Said it was unclear what target is meant. Is it households or land? Brad said it is number of housing units. Semi-urban is less than 10 acres.
- Douglas County policy in southeast part does not encourage subdivision below 35 acres. In northwest area, more development is expected.
- Said Plan is relatively silent on what semi-urban is? May need to be more clear. Brad said there have been Board conversations on defining targets for other than urban, but there are none at this time.
- Are there particular areas in the region that are of concern? Brad said not now, this is for planning only, thinking about growth in the next ring. Just recognizing other development types.
- Noted that there can be conflict when a city expands and touches semi urban boundary and has to jump over. During annexation, transition from semi-urban to urban can be problematic.

Aging population

- Noted there are two callout boxes on the subject (one on page 10 on aging population, one on page 21 on Accommodation), but felt issues of the aging population are not addressed adequately with specific strategies (i.e., significant impacts to housing stocks, what happens after Boom fades, etc). On second box on page 21, it doesn't talk about incomes and abilities, just about age, so changing title doesn't make sense.

Housing

- Where is the Housing section? Brad said it is part of the Healthy, Inclusive and Livable Communities section. Board members are currently developing the section.
- Would like another callout box on Housing Challenges (current trends, what's being built, what's not, what median prices are, what they were, etc.)

Upcoming Conversations

- Oct. 27 (1:30PM) Joint TAC/MVPAC meeting (review *A Connected Region*)
- Oct 29 Planning Directors Lunch
- November 19 MVPAC
Review measures and targets
- December 17 MVPAC
Review final draft (including Housing and Economic Vitality elements, if directed by Board Ad Hoc Committees)
- Brad noted the Metro Vision Planning Advisory Committee (MVPAC) will be ending in December, but further individual feedback will be accepted after that time.

The meeting was adjourned at 10:41 a.m. Final MVPAC meeting is to be held on December 17.

ATTACHMENT B

To: Chair and Members of the Metro Vision Planning Advisory Committee

From: Brad Calvert, Metro Vision Manager
303-480-6839 or bcalvert@drcog.org

Meeting Date	Agenda Category	Agenda Item #
November 19, 2014	Informational	4

SUBJECT

MVPAC will review and provide feedback to staff on a working draft of Metro Vision 2040.

PROPOSED ACTION/RECOMMENDATIONS

No action requested. This item is for information.

ACTION BY OTHERS

N/A

SUMMARY

Over the past few months, MVPAC provided feedback to staff on several elements of the draft revised Metro Vision plan, including *An Efficient and Predictable Development Pattern* and *A Safe and Resilient Built and Natural Environment*.

During the recent committee review process two potential areas of Metro Vision 2040 (Housing and Economic Vitality) have not been discussed with the committee as they are currently being drafted by two recently formed ad hoc groups of DRCOG Board members and Board alternates.

Staff will provide a brief summary of the efforts to date of the ad hoc groups. Both groups continue to meet, so final work product is not available to share prior to the November MVPAC meeting. Both groups are scheduled to conclude their work in time to share these elements with MVPAC with the full draft of Metro Vision 2040 in December.

PREVIOUS DISCUSSIONS/ACTIONS

- MVPAC, Housing and Economic Vitality
 - [August 21, 2013](#)
 - [January 15, 2014](#)
 - [March 19, 2014](#)
 - [April 16, 2014](#)
 - [June 18, 2014](#)

PROPOSED MOTION

N/A

ATTACHMENTS

N/A

ADDITIONAL INFORMATION

If you need additional information, please contact Brad Calvert, Metro Vision Manager, at 303-480-6839 or bcalvert@drcog.org.

ATTACHMENT C

To: Chair and Members of the Metro Vision Planning Advisory Committee

From: Brad Calvert, Metro Vision Manager
303-480-6839 or bcalvert@drcog.org

Meeting Date	Agenda Category	Agenda Item #
November 19, 2014	Informational	5

SUBJECT

MVPAC will review and provide feedback to staff on draft measures and targets that will track the outcomes of Metro Vision 2040.

PROPOSED ACTION/RECOMMENDATIONS

No action requested. This item is for information.

ACTION BY OTHERS

N/A

SUMMARY

In October, MVPAC provided feedback to staff on a working draft of Metro Vision 2040. That draft listed placeholders for possible measures and targets to track the outcomes of the plan.

The attached table refines that list of possible measures to include those where:

- Data is readily available;
- the measure's focus is on regional outcomes, not tracking of regional or local actions; and
- measure content is high-level, allowing a feasible number of measures to cover a variety of topics.

The table does not include measures or targets for the potential housing and economic vitality elements. Measures and targets for *A Connected Region*, the transportation section, are also forthcoming. The table does include "foundational measures" that could be carried over from Metro Vision 2035 – many of these measures are focused on transportation.

Staff welcomes comments on all the draft measures, but is specifically seeking input on the following:

- Based on previous feedback, several foundational measures from Metro Vision 2035 will be updated and highlighted under *A Focus on Outcomes*.
 - Does this address previous concerns about the importance of these items?
 - What new measures and targets should be elevated to this section? Especially consider any measures from the *Healthy, Inclusive, and Livable Communities* section.
 - Is there any additional guidance for staff on updating proposed targets for these foundational measures (e.g., baseline changes)?
- Few of the measures in this draft have a proposed target. Beyond the foundational measures, which items should have a specific regional 2040 target?
- Should the measure for Objective 3.2 of *An Efficient and Predictable Development Pattern*, focus on the corridors connecting urban centers or the accessibility impact on the urban centers?

- For Objective 4.2 of *An Efficient and Predictable Development Pattern*, should staff investigate what services or employment sectors are in or near the rural town centers, rather than just total employment?
- For Objective 4.1 of *A Safe and Resilient Built and Natural Environment*, should staff investigate an alternative or supplementary measure regarding the cost of disasters?
- Suggestions for tracking awareness and knowledge of community health and wellness issues under Objective 2.2 of *Healthy, Inclusive, and Livable Communities*.

With committee comments and feedback, staff will refine this list of measures and calculate baseline conditions for items the committee feels a regional target is warranted. In December, staff will provide the committee with baseline conditions for each regional target and the committee will recommend regional targets.

PREVIOUS DISCUSSIONS/ACTIONS

MVPAC – Draft plan elements

- [July 16, 2014](#) – Draft plan elements – Sections I - III (Information)
- [August 20, 2014](#) – Draft plan elements – *Healthy, Inclusive, and Livable Communities* and *A Safe and Resilient Built and Natural Environment*
- [September 17, 2014](#) – Draft plan elements – *A Safe and Resilient Build and Natural Environment*, *An Efficient and Predictable Development Pattern* and *A Connected Region*
- [October 15, 2014](#) – Review Working Draft – Placeholders for *A Connected Region* (transportation) and potential housing and economic vitality elements

Joint TAC/MVPAC – Draft plan element

- [October 27, 2014](#) – Draft plan element – *A Connected Region*

PROPOSED MOTION

N/A

ATTACHMENT






- Metro Vision 2040 Measures and Targets – WORKING DRAFT

ADDITIONAL INFORMATION

If you need additional information, please contact Brad Calvert, Metro Vision Manager, at 303-480-6839 or bcalvert@drcog.org.

A Focus on Outcomes

Foundational Metro Vision Measures:

Outcomes	Measure	Previously Adopted Target ¹	New 2040 Target
 Limited expansion of the urbanized area through increased region-wide density, infill and redevelopment	Housing density in UGB/A	10 percent increase in density between 2000 and 2035	
 Increased share of population and employment growth in urban centers	Housing and employment in urban centers	50 percent of new housing and 75 percent of new employment between 2005 and 2035	__ percent of region's housing and __ percent of region's employment in urban centers ²
 Reduced greenhouse gas (GHG) and other emissions	GHG emissions per capita	60 percent decrease between 2005 and 2035	
 Reduced single-occupant vehicle (SOV) mode share	Proportion of population whose mode of travel to work is SOV	65 percent in 2035	
 Reduced vehicle miles traveled (VMT) per capita	Daily VMT per capita	10 percent decrease between 2005 and 2035	

¹ Correspond with Metro Vision Goals for 2035

² There is no way to distinguish between new jobs and those that have relocated from elsewhere in the region. Staff will calculate a new proposal based on proportion of all region's housing and employment across all urban centers as an increase from baseline.

* - From Metro Vision 2035

Outcome/Objective		Measure	2040 Target
Section: An Efficient and Predictable Development Pattern			
Outcome 1		Diverse, livable communities offer a continuum of lifestyle options.	
Objective 1.1	Promote development patterns and community design features that meet the needs of people of all ages, incomes, and abilities	Seniors living independently ³	
		Household housing and transportation costs ⁴	
Outcome 2		Urban development is focused within the region's defined urban growth boundary/area.	
Objective 2.1	Contain urban development within the defined urban growth boundary/area	✳ Housing density in UGB/A	10 percent increase between 2000 and 2035*
Objective 2.2	Manage the extent of development occurring beyond the urban growth boundary/area	Households in semi-urban areas outside the UGB/A	At or below 3.5 percent of total households ⁵
Outcome 3		Vibrant and connected urban centers and corridors accommodate a growing share of the region’s housing and employment needs.	
Objective 3.1	Accommodate a growing share of the region’s housing and employment in urban centers	✳ Housing and employment in urban centers	__ percent of region’s housing and __ percent of region’s employment in urban centers ⁶
Objective 3.2	Promote the creation and revitalization of multimodal corridors that connect and support the vitality of the region’s urban centers	Average urban center mode split –OR– Length of high frequency transit corridors serving urban centers	
Outcome 4		Freestanding communities and rural town centers remain distinct from the larger urban area.	
Objective 4.1	Maintain and support freestanding communities	Ratio of jobs to housing in each freestanding community ⁷	
Objective 4.2	Promote the vitality and self-sufficiency of rural town centers	Employment ⁸ in and near each rural town center	

³ The US Census Bureau's American Community Survey tracks seniors living in households separately from those living in group quarters, such as nursing homes and assisted living facilities.

⁴ Investigating combined metric, but may have to substitute with one or more covering housing and transportation separately

⁵ Estimate to remain at or below the 2006 proportion (Regional Snapshot: Metro Vision 2035 Goals)

⁶ Metro Vision 2035 goal stipulates 50/75 percent of "new." However, there is no way to distinguish between new jobs and those that have relocated from elsewhere in the region.

⁷ Track whether it is reflective of the regional jobs/housing balance.

⁸ Depending on data availability may investigate what general services are available instead of a generic employment measure.

* - From Metro Vision 2035

Outcome/Objective		Measure	2040 Target
Section: A Safe and Resilient Built and Natural Environment			
Outcome 1	A region with high quality water, clean air, and lower greenhouse gas emissions.		
Objective 1.1	Improve air quality	Areas in nonattainment for one or more NAAQS criteria pollutants	All areas meet the National Ambient Air Quality Standards (NAAQS)
		✱ GHG emissions per capita	60 percent decrease between 2005 and 2035*
Objective 1.2	Restore and maintain the integrity of the region's waters	Miles of impaired water bodies ⁹	0 miles of impaired water bodies
Objective 1.3	Reduce growth in regional per-capita water consumption	Per capita water use	n/a ¹⁰
Outcome 2	An interconnected network of open space, parks, and trails is widely accessible to the region's residents.		
Objective 2.1	Protect and restore open space of local and regional significance	Amount of open space or park	880 square miles of state and local parks and open space by 2035* ¹¹
		Amount of priority preservation areas protected	
Objective 2.2	Provide a parks system that is widely accessible to the region's residents	Population located within 1/4 mile of a park	
Objective 2.3	Establish multi-modal linkages to and between the region's parks and open spaces and developed areas of the region	Parks and open space areas within 1/4 mile of a bus stop ¹² or 1/2 mile of a rail station	
		Parks and open space areas within 1/2 mile of a bicycle facility	
Outcome 3	Working agricultural lands of significance are conserved for current and future generations.		
Objective 3.1	Maintain the region's agricultural capacity	Agricultural production employment	
Outcome 4	Reduced Risk and Effects from Natural Hazards.		
Objective 4.1	Enhance community resiliency	Amount of high risk areas ¹³ protected as open space or park	

⁹ As reported by Colorado Department of Public Health and Environment under 303(d) of the Clean Water Act

¹⁰ USGS surveys and updates per capita water usage by county at long intervals, making target tracking impractical

¹¹ Recalibrate to 2040 in proportional to growth in UGB/A or household growth

¹² Local service or better

¹³ Depending on data availability, may include floodplains, steep slopes, wildfire risk areas, etc.

* - From Metro Vision 2035

Outcome/Objective		Measure	2040 Target
Section: Healthy, Inclusive, and Livable Communities			
Outcome 1	A built and natural environment that supports healthy and active lifestyle choices.		
Objective 1.1	Increase safe and convenient mobility options for all ages and abilities	Population and employment within 1/2 mile of bicycle facility	
		Population and employment within 1/4 mile of bus stop and 1/2 mile of rail station	
		Traffic fatalities and serious injuries per 100,000 population	
Objective 1.2	Increase access to safe and healthy food	Population living in areas with low food access ¹⁴	
Objective 1.3	Maximize opportunities for recreation and access to the natural environment	Population located within 1/4 mile of a park	
Outcome 2	The region's residents have expanded connections to care.		
Objective 2.1	Improve connections to health care facilities and service providers	Health facilities within 1/4 mile of a bus stop ¹⁵ or 1/2 mile of a rail station	
Objective 2.2	Increase awareness and knowledge of community health and wellness issues and support networks		

¹⁴ Census tract analysis by USDA based on distance to supermarket or large grocery store and proportion of low income households

¹⁵ Local service or better

* - From Metro Vision 2035

MVPAC Introduction Date	MVPAC Further Discussions	Project	MVPAC Action to Date	Status/Next Steps
1/23/2013	2/20/2013; 4/24/2013; 5/15/2013; 8/21/2013; 10/13/201; 11/20/2013	Metro Vision 2040 Scenario Analysis	Informational, preliminary input, guidance to Board on initial scenarios (A & B)	Status: DRCOG Board briefed on scenarios in December 2013. Next Steps: Complete
1/23/2013		Metro Vision 2040 Listening Tour	Informational	Status: The Listening Tour is complete and available as a final report on the DRCOG website. Process recommendations from the report will be integrated as applicable into the efforts of Metro Vision 2040. Next Steps: Complete
2/20/2013	3/20/2013; 4/24/2013; 8/21/2013; 11/20/2013	Metro Vision 2040 Local Government Survey	Provided recommendations on crafting questions (3/20)	Status: Summary report is complete and has been posted to the DRCOG website. Next Steps: Complete
4/24/2013		Recommendations regarding call for projects for FY14/FY15 Station Area Master Plan/Urban Centers studies	Provided recommendations (4/24)	Status: The DRCOG Board approved funding for 12 studies on September 18, 2013. Next Steps: Complete
1/15/2014		Regional Equity Atlas	Informational	Status: The Regional Equity Atlas 2.0 has been launched. DRCOG provided MVPAC with an overview of the web based tool on 1/15/2014. Next Steps: Complete
2/19/2014		Infill Redevelopment Issues Paper	Informational	Status: MVPAC provided comments on the report during the February meeting. The DRCOG Board of Directors received the final report in March 2014. Next Steps: Complete
3/19/2014	3/19/2014; 6/18/2014	Community Health and Wellness Issues Paper	Informational	Status: MVPAC provided comments on the report during the March meeting. The DRCOG Board of Directors received the final report in April 2014. DRCOG staff briefed MVIC on key community health and wellness issues in June 2014. Next Steps: Complete

MVPAC Introduction Date	MVPAC Further Discussions	Project	MVPAC Action to Date	Status/Next Steps
4/16/2014	4/16/2014 6/18/2014	Parks and Open Space Memorandum	Informational	<p>Status: In April 2014, DRCOG staff briefed MVPAC on initial findings and recommendations related to the Parks and Open Space element of Metro Vision 2040. DRCOG staff briefed MVIC on key parks and open issues in June 2014.</p> <p>Next Steps: Complete</p>
5/15/2013	1/15/2014; 5/21/2014; 6/18/2014; 7/16/2014 9/17/2014	Urban Centers Analysis	Informational	<p>Status: Discussion of 50/75 and other Urban Center policies at July 16th MVPAC meeting.</p> <p>Next Steps: Continue to identify policy direction for inclusion in Metro Vision 2040. Updated language will be presented to MVPAC in the Fall.</p>
2/20/2013	8/21/2013; 1/15/2014; 3/19/2014; 4/16/2014; 5/21/2014; 6/18/2014	SCI/Metro Vision Housing	Informational	<p>Status: Full reports will be finalized over the coming months. Ad Hoc Committee Meeting was held 9/29. The committee determined housing was determined to be a regional issue, with affordability and construction defects being crucial elements to be addressed.</p> <p>Next Steps: The Ad Hoc Committee will meet on October 13 and 29th.</p>
3/20/2013	8/21/2013; 1/15/2014; 3/19/2014; 4/16/2014; 6/18/2014	Regional Economic Strategy/SCI Corridor Interviews	Informational	<p>Status: The Ad Hoc Committee reviewed the Draft Regional Economic Strategy. The first meeting was held on 9/29. The committee determined that economic vitality is important and want to address first-last mile issues, data production and analysis (without duplicating efforts), regional convening of the economic development community.</p> <p>Next Steps: The next meetings for this committee will be held on October 15 and 29.</p>
10/16/13	1/15/2014; 2/19/2014; 6/18/2014; 10/15/2014	Metro Vision 2040 Project Update	Informational	<p>Status: MVPAC was updated on a strategy for presenting draft language.</p> <p>Next Steps: MVPAC will review the updated plan elements.</p>
7/16/2014	7/16/2014; 10/15/2014	Metro Vision 2040 – Draft (Sections I-III)	Informational	<p>Status: Updated drafts for Section I: Background & Context, Section II: Metro Vision: 20 Years of Progress, and Section III: Building on Success and Facing New Challenges, were discussed in July.</p> <p>Next Steps: MVPAC will review language which includes comments sent to staff.</p>
8/20/2014	8/20/2014 9/17/2014 10/15/2014	Metro Vision 2040 – Draft (Section IV, C & D)	Informational	<p>Status: Updated drafts of Section IV, C: Healthy, Inclusive, and Livable Communities, and IV, D: A Safe and Resilient Built and Natural Environment were discussed in August and September.</p> <p>Next Steps: MVPAC will review language which included comments sent to staff.</p>

MVPAC Introduction Date	MVPAC Further Discussions	Project	MVPAC Action to Date	Status/Next Steps
9/17/2014	10/15/2014 10/27/2014	Metro Vision 2040 – Draft Section (IV, A & B)	Informational	<p>Status: Working drafts of Section IV, A: An Efficient and Predictable Development Pattern, and IV, B: A Connected Region was introduced and discussed in September.</p> <p>Next Steps: MVPAC to review language for Section IV, A which included comments sent to staff. MVPAC will provide guidance on Section IV, B and participate in a joint TAC/MVPAC meeting in October to guide language development.</p>
10/15/2014		Metro Vision 2040 – Working Draft		<p>Status: Staff provided a complete working draft of Metro Vision 2040. The working draft did not include the topics of housing, economic vitality, or transportation (A Connected Region).</p> <p>Next Steps: In November MVPAC will provide direction to staff of on potential plan measures and targets.</p>
10/27/2014		Metro Vision 2040 – A Connected Region		<p>Status: The transportation element of Metro Vision 2040 (A Connected Region) was discussed during a joint meeting of MVPAC and TAC.</p> <p>Next Steps: In November MVPAC will provide direction to staff of on potential plan measures and targets, including “foundational Metro Vision measures” that include key transportation outcomes. TAC will discuss additional transportation measures in November. In December MVPAC will see the final draft transportation section with the full draft of Metro Vision 2040.</p>