We make life better!

drcog

DENVER REGIONAL COUNCIL OF GOVERNMENTS

FAST ACT PERFORMANCE TARGETS

Setting Federally-Required 2021 Safety Targets

Alvan-Bidal Sanchez, AICP
(He, Him, His)

FAST ACT PERFORMANCE MEASURES

PM1: Safety Performance

PM2: Infrastructure Condition

PM3: System Performance, Freight, and CMAQ

TAM: Transit Asset Management

PTASP: Public Transportation Agency Safety Plan

FEDERAL HIGHWAY ADMINISTRATION (FHWA)

FEDERAL TRANSIT ADMINISTRATION (FTA)

PM1: SAFETY PERFORMANCE OVERVIEW

- **Area** – Individual targets for **all public roads, developed and adopted annually** (Covers the DRCOG MPO Region only)
- **Data** – Highway Performance Monitoring System (**HPMS**) and Fatality Analysis Reporting System (**FARS**) (Provided to DRCOG Staff from CDOT)
- **Performance Measures** –
  - Number of Fatalities
  - Rate of Fatalities per 100 Million Vehicle Miles Traveled
  - Number of Serious Injuries
  - Rate of Serious Injuries per 100 Million Vehicle Miles Traveled
  - Number of Non-Motorized Fatalities and Serious Injuries
- **Calculation** –
  - 5-Year Rolling Average of 5 individual, consecutive points of data
- **Federal Guidance** –
  - Targets should be realistic and achievable, not aspirational

DRCOG Planning Program Areas

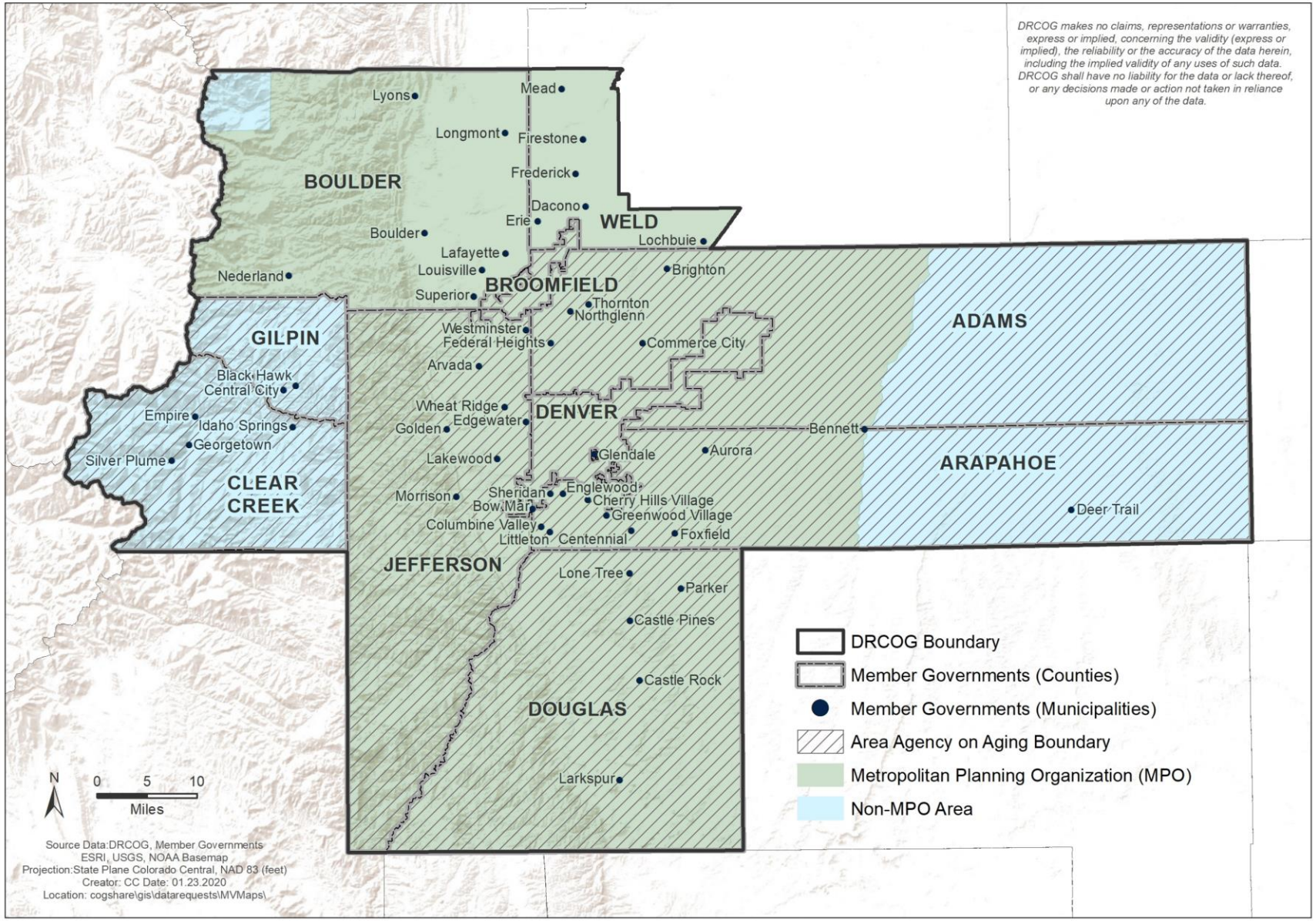

STATUS ON ACHIEVING SAFETY TARGETS

Performance Measures	**2018** (2014-2018)			**2019** (2015-2019)			**2020** (2016-2020)		
	Targets	Actuals	Achieved	Targets	Actuals	Achieved	Targets	Actuals	Achieved
Fatalities	246	241	✓	256	258	✗	259	TBD	⌛
Fatality Rate	0.90	0.880	✓	0.93	0.925	✓	0.90	TBD	⌛
Serious Injuries	1,948	1,779	✓	1,953	1,772	✓	1,814	TBD	⌛
Serious Injury Rate	7.20	6.540	✓	6.97	6.365	✓	6.36	TBD	⌛
Non-Motorized Fatalities Serious Injuries	346	376	✗	344	376	✗	366	TBD	⌛

ACTIONS TOWARDS ACHIEVING SAFETY TARGETS

- 2020-23 TIP includes **115 projects ($1.9B+)** that improve safety
- **Taking Action on Regional Vision Zero** was adopted in June 2020
  - Defines 25 action initiatives with an implementation timeline and additional safety measures
- **Complete Streets Toolkit** is currently under development
  - Recommendations will be incorporated into the 2050 MVRTP
- Inclusion of **Arterial Safety and Regional Vision Zero Projects and Programs** in the adopted 2050 MVRTP investment strategy

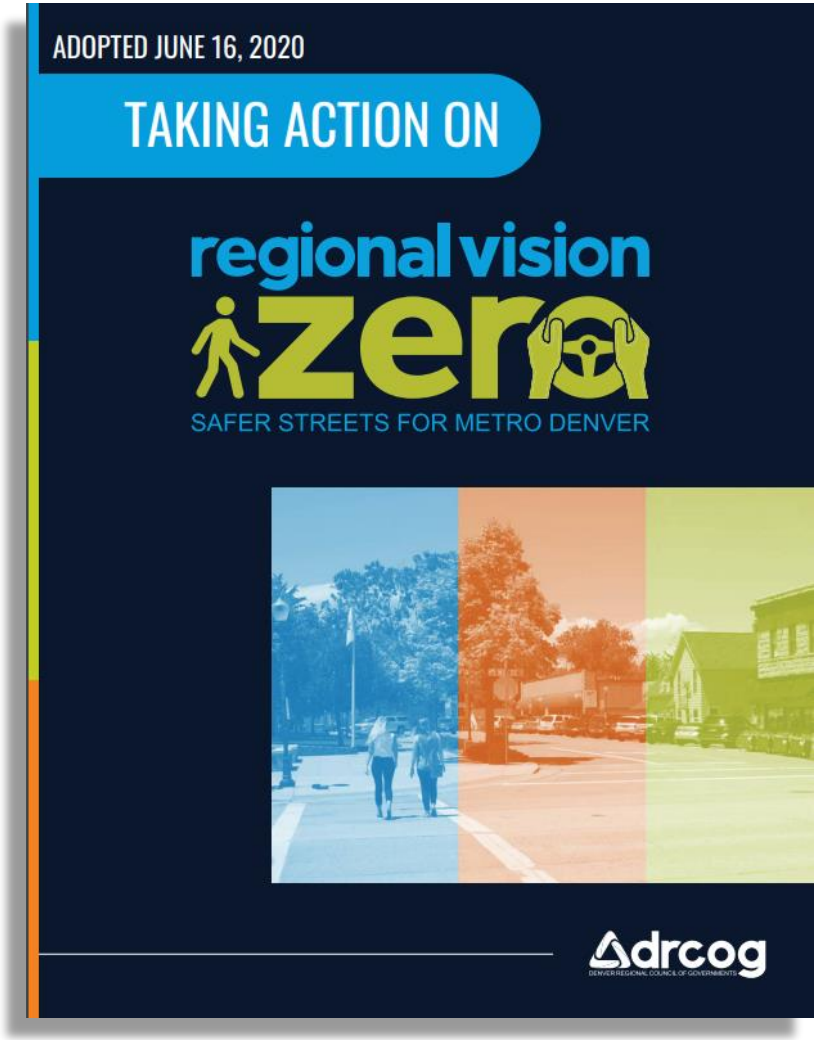

GUIDANCE FROM THE BOARD

I think the target year for zero fatalities should be...

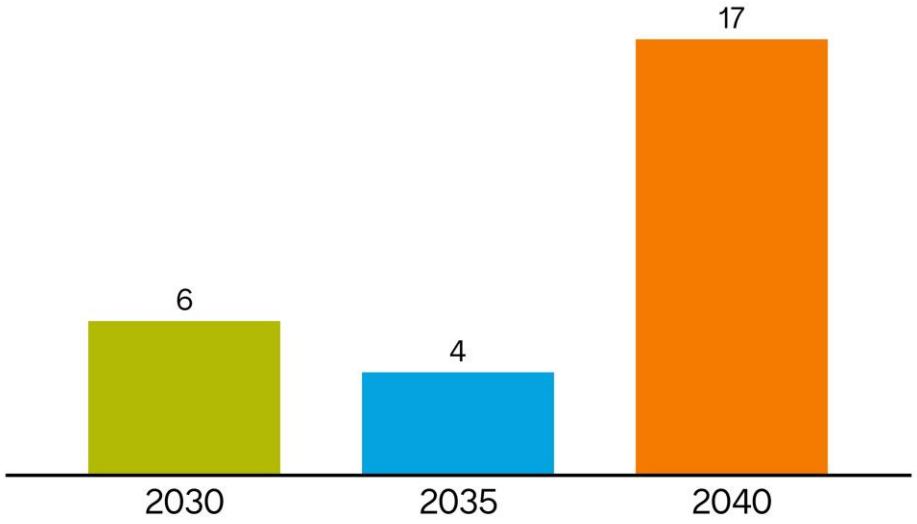

27

GUIDANCE FROM THE BOARD

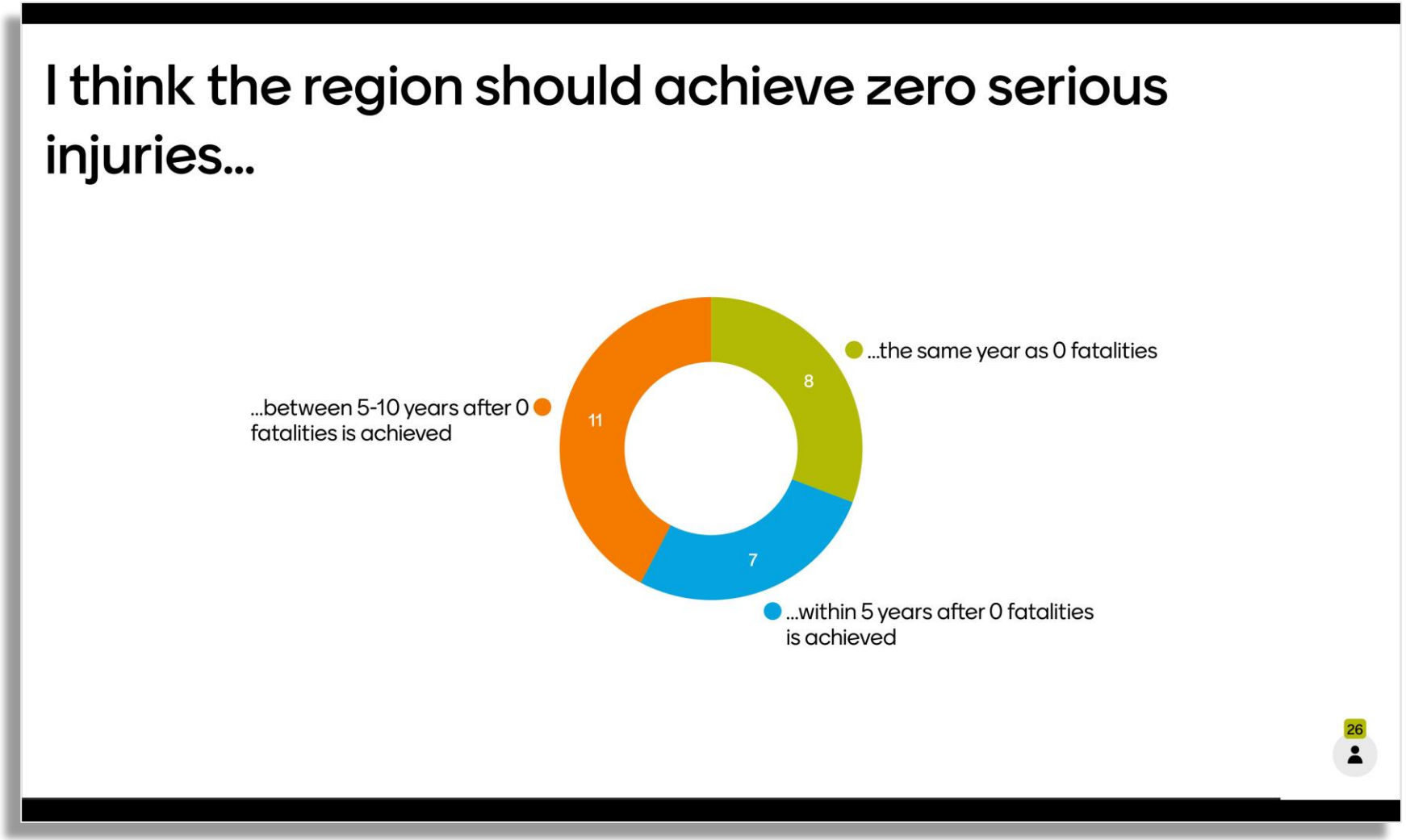

METHODOLOGY COMPARISON

Previous Method

- Fatality targets based on Metro Vision's current 2040 Traffic Fatalities Performance Target
  - Fewer than 100 traffic fatalities annually
- Serious Injury targets based on a "Hold the Line" Method
  - Preventing serious injuries from increasing
- Non-Motorized targets based on combination methods
  - Similar % reduction as fatalities
  - "Hold the Line" serious injuries

New Method

- Targets based on the principle outlined in the adopted Taking Action on Regional Vision Zero
  - "Loss of life is not an acceptable price to pay for mobility"
- Targets based on 0 fatalities and 0 serious injuries
  - Fatality Target Year: 2040
  - Serious Injury Target Year: 2045

FATALITIES TARGET-SETTING

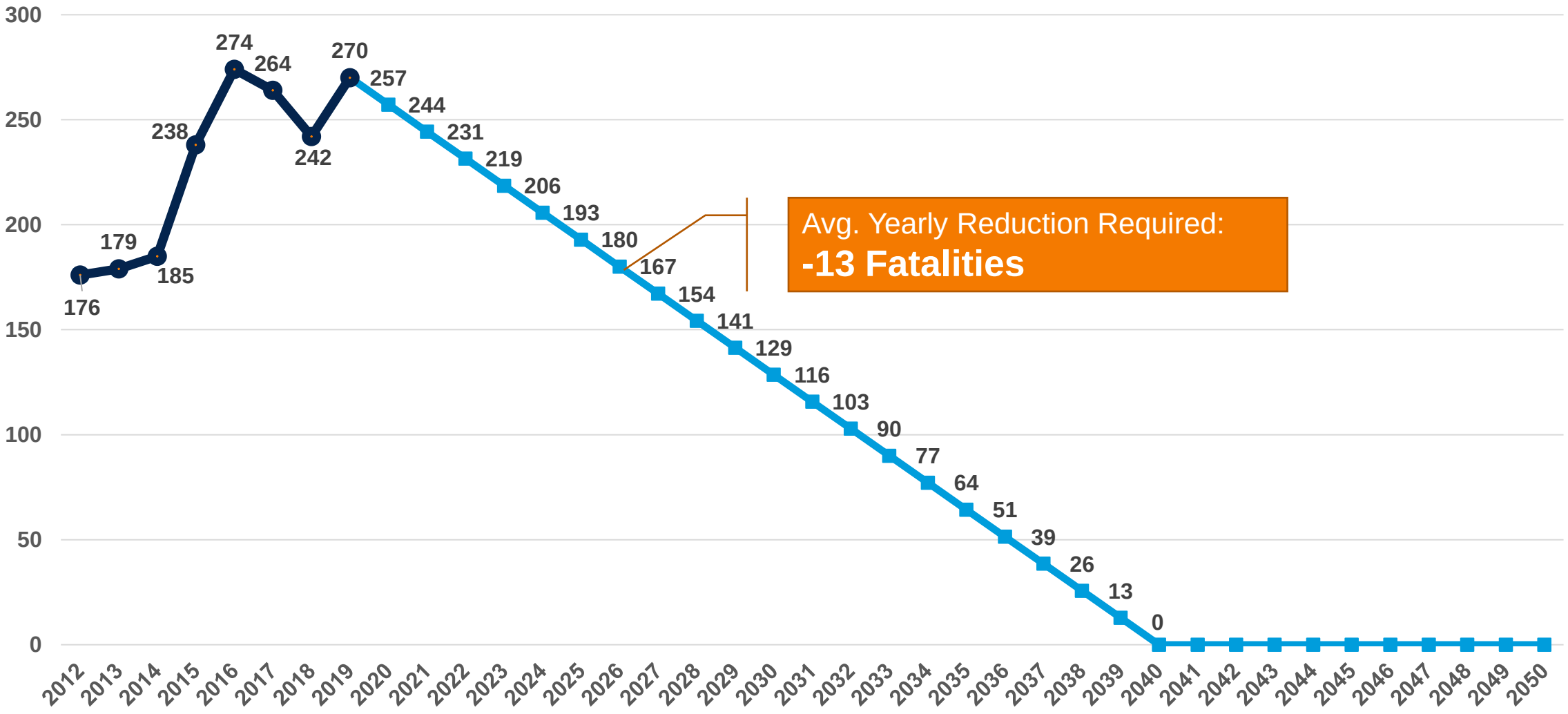

SERIOUS INJURIES TARGET-SETTING

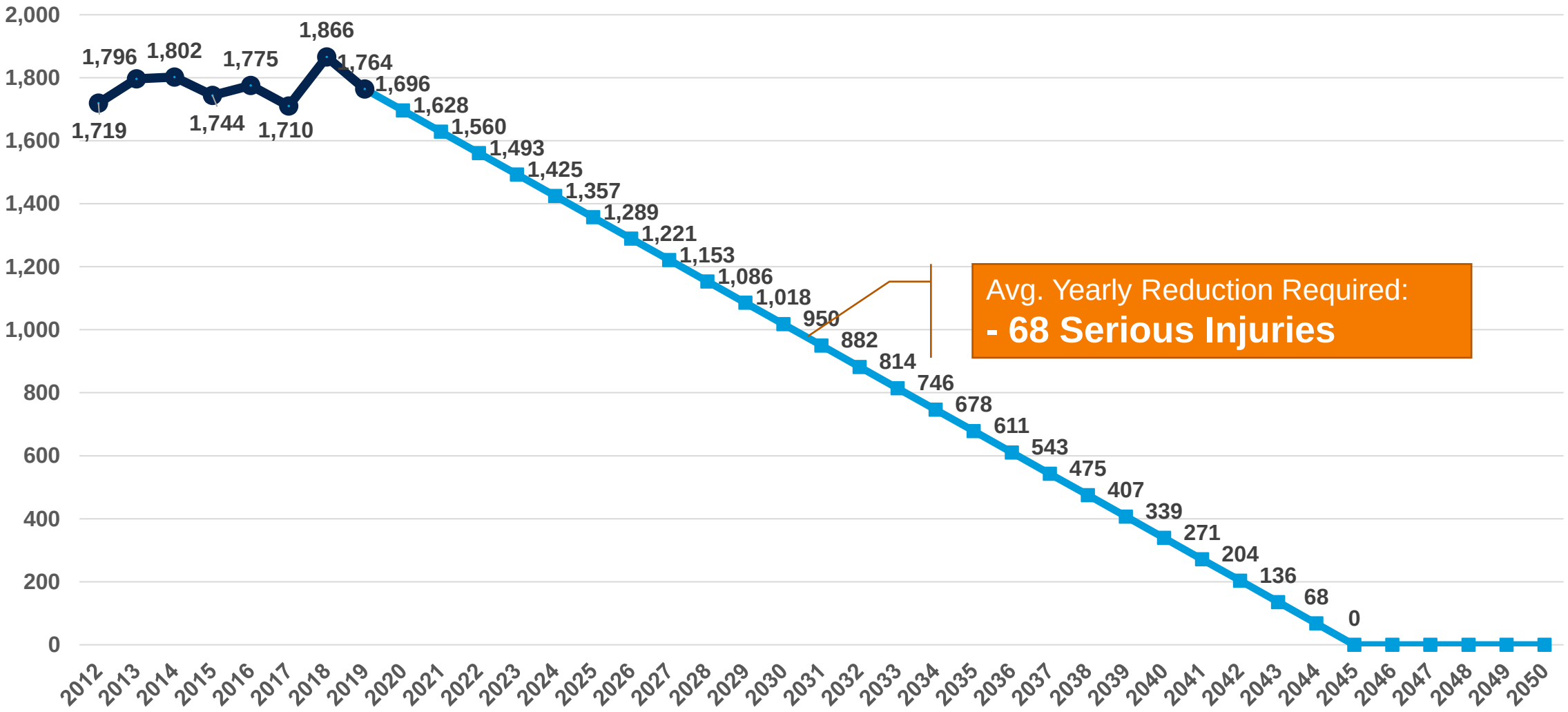

NON-MOTORIZED TARGET-SETTING

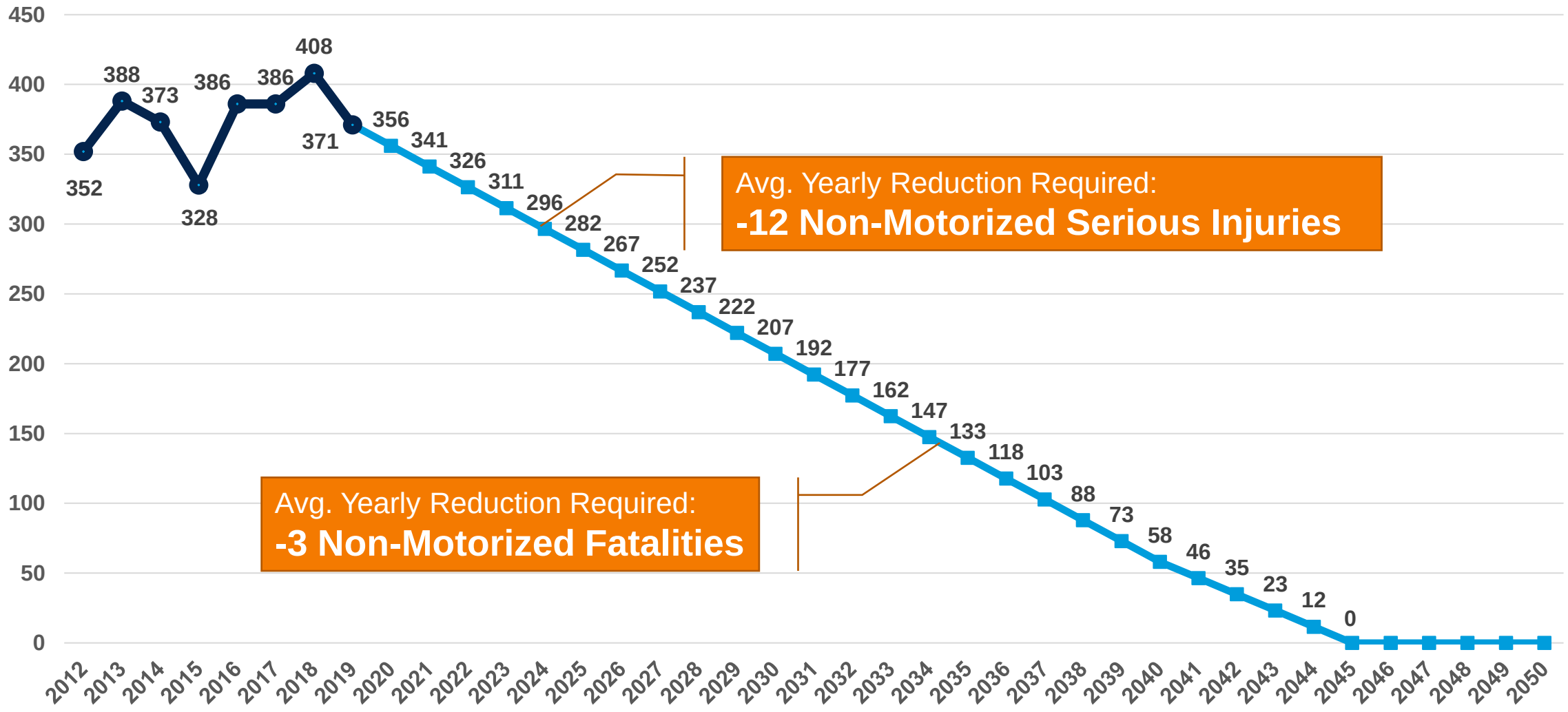

PROPOSED 2021 SAFETY TARGETS

Performance Measures	**2021** (5-Year Rolling Average)		
	Baseline (2015-2019)	**Targets** (2017-2021)	**Achieved**
Number of Fatalities	258	255	
Rate of Fatalities per 100 Million Vehicle Miles Traveled	0.925	0.887	
Number of Serious Injuries	1,772	1,733	
Rate of Serious Injuries per 100 Million Vehicle Miles Traveled	6.365	6.018	
Number of Non-Motorized Fatalities and Serious Injuries	376	372	

NEXT STEPS

NOV	DEC	JAN	FEB
2019 Safety Data Finalized and Geolocated	Board Discussion of Safety Targets	TAC Endorsement of 2021 Safety Targets	RTC/Board Endorsement of 2021 Safety Targets

- Federal Deadline: **Feb. 27**
- 2050 MVRTP Adoption: **April 2021**
- Future Metro Vision Amendment: **3rd Quarter 2021**

NEW PERFORMANCE MEASURES WEBPAGE

drcog
DENVER REGIONAL COUNCIL OF GOVERNMENTS

ACCOUNT MENU

COVID-19 Update | About DRCOG | Planning a Great Region | Programs | Services and Resources | News and Events | Contact DRCOG | I'm interested in...

Planning a Great Region / Transportation Planning / Performance Based Planning and Programming (PBPP)

Performance Based Planning and Programming (PBPP)

Transportation Performance Management Framework

Planning a Great Region

- Metro Vision
- Transportation Planning
  - Advanced Mobility
  - Air Quality Planning
  - Bicycle and Pedestrian Planning
  - Congestion Management Process
  - Freight and Goods Movement
  - Performance Based Planning and Programming (PBPP)
    - DRCOG's Role
    - Safety Performance
    - Infrastructure Condition
    - System Performance, Freight and CMAQ
    - Transit Asset Management
    - Public Transportation Agency Safety Plan

REQUESTED MOTION

Move to adopt the 2021 FAST Act safety targets.

THANK YOU!

QUESTIONS?

Alvan-Bidal Sanchez, AICP (He, Him, His)
Transportation Planner, Transportation Planning and Operations
Asanchez@drcog.org
720-278-2341